

Prodis



issue 2

product
portfolio

www.prodis.co.uk

Contact Us

Project Distribution Ltd
Unit 1 Sun Street
Stoke on Trent
Staffordshire
ST1 4JW

Tel: 01782 280289
www.prodis.co.uk
sales@prodis.co.uk

Warranty Guide



Units are supplied with a 1 year parts only warranty as standard.

Labour warranty can be added at an additional cost.

Warranty commences from date of invoice.



Units are supplied with a 2 year parts only warranty as standard.

Labour warranty can be added at an additional cost.

Warranty commences from date of invoice.



Units are supplied with a 2 year on site parts and labour warranty as standard

Warranty commences from date of invoice.



Units are supplied with a 5 year on site parts and labour warranty as standard.

Warranty commences from date of invoice.

Delivery Guide



The majority of products listed in this catalogue ship on a 2-3 working day, kerbside delivery.

Overnight deliveries are available on key items.

Some larger items including serve over counters and multideck display cases will ship on a 3-5 working day delivery

Delivery service upgrades are available including

Position & unpack

Uplift and disposal of an old cabinet at the same time as delivery

AM, PM and timed delivery services

Please refer to the back cover of the catalogue for prices for these services

SPECIAL ORDER

Items marked as special order carry a longer lead time, please call our sales team for delivery information on these products.

BOTTLE COOLERS	2-7
WINE COOLERS	8
BOTTLE DUMPS	9
GLASS FROSTERS	10
SELF CONTAINED ICE CUBE MAKERS	13-19
NUGGET ICE MAKERS	20-21
MODULAR ICE CUBE MAKERS	15, 22-23
ICE FLAKERS	24-25
ICE STORAGE SILOS & CARTS	26-28
ICE DISPENSERS	29
ICE CRUSHERS	30
UPRIGHT DISPLAY FRIDGES & FREEZERS	32-37
DISPLAY CHEST FREEZERS	38-39
FRESH FISH DISPLAYS	40-41
STORAGE REFRIGERATION	43-45
UPRIGHT SERVICE REFRIGERATION	46-47
GASTRONORM COUNTER REFRIGERATION	48-49
COMPACT COUNTER REFRIGERATION	50-51
SALAD & FOOD PREPARATION COUNTERS	52-53
PIZZA PREP COUNTERS	54
TOPPING UNITS	55
CHEST FREEZERS	56-57
BLAST CHILLERS	58-61
VINYL WRAPPED GLASSWASHERS	63
GLASS WASHERS	64-69
CABINET DISHWASHERS	70-71
HOOD DISHWASHERS	72-75
POT WASHERS	76-77
RACK CONVEYOR DISHWASHERS	78-81
ACCESSORIES	82
TERMS AND CONDITIONS	84-85
DELIVERY & INSTALLATION	87

Prodis

Section Index

Bar Refrigeration

Page 1 - 10

BOTTLE COOLERS
BOTTLE DUMPS
GLASS FROSTERS
WINE COOLERS

Ice Machines

Page 11 - 30

SELF CONTAINED ICE MAKERS
MODULAR ICE MAKERS
NUGGET ICE MAKERS
ICE FLAKERS
STORAGE BINS
ICE DISPENSERS
ICE CRUSHERS

Display Refrigeration

Page 31 - 41

GLASS DOOR COOLERS
GLASS DOOR FREEZERS
DISPLAY CHEST FREEZERS
FRESH FISH DISPLAYS

Storage Refrigeration

Page 42 - 61

UNDERCOUNTER REFRIGERATION
UPRIGHT REFRIGERATION
COUNTER REFRIGERATION
SALADETTE AND PREP COUNTERS
CHEST FREEZERS
BLAST CHILLERS

Warewashing

Page 62 - 82

GLASSWASHERS
CABINET DISHWASHERS
HOOD DISHWASHERS
POT WASHERS
ACCESSORIES

Prodis

BAR REFRIGERATION



Prodis

BOTTLE COOLERS
BOTTLE DUMPS
GLASS FROSTERS
WINE COOLERS



NT-SERIES BOTTLE COOLERS



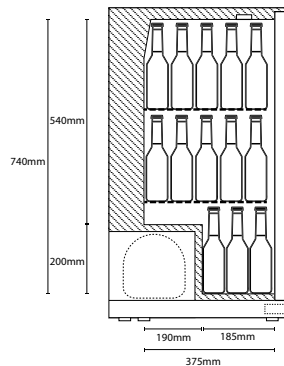
- FAN ASSISTED COOLING
- AUTOMATIC DEFROST
- DIGITAL CONTROL
- LED ILLUMINATION
- LOCKABLE DOOR
- SELF CLOSING DOOR
- LOW PROFILE OPTION
- LEFT HAND OPTION
- INCREASED STORAGE

Standard Features

- +2°C to +10°C temperature range
- Black exterior finish
- White interior (excl. NT1SLIM)
- Plastic coated non-slip shelving system (excl. NT1SLIM)
- 2 x adjustable shelves
- Energy efficient pure white LED lighting
- Covered and recessed digital temperature controller
- ECO friendly R600a hydrocarbon refrigeration system
- Fan assisted cooling
- Lockable, self closing doors

Optional Features

- Scalloped wine shelves



Optional wine shelf

powered by*
embraco

R600a



HYDROCARBON
REFRIGERANT
COLDER BY NATURE

MODEL	DOORS	CAPACITY	ENERGY RATING	WIDTH	DEPTH	HEIGHT
NT1SLIM-HC	1 Hinged	105 Litres	E	500	520	900
NT1BH-HC	1 Hinged	126 Litres	E	600	520	900
NT1BHSP-HC	1 Left Hand Hinged	126 Litres	E	600	520	900
NT1BHLO-HC	1 Hinged	119 Litres	E	600	520	850



NT-SERIES BOTTLE COOLERS

FAN ASSISTED COOLING

AUTOMATIC DEFROST

DIGITAL CONTROL

LED ILLUMINATION

LOCKABLE DOOR

SELF CLOSING DOOR

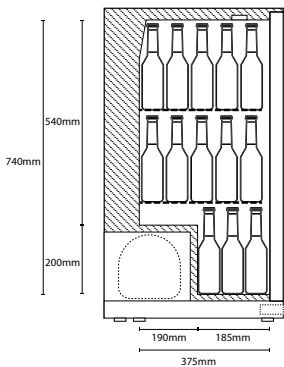
LOW PROFILE OPTION

INCREASED STORAGE



Standard Features

- +2°C to +10°C temperature range
- Black exterior finish
- White easy to clean interior
- Plastic coated non-slip shelving system
- 2 x adjustable shelves per door
- Energy efficient pure white LED lighting
- Covered and recessed digital temperature controller
- ECO friendly R600a hydrocarbon refrigeration system
- Fan assisted cooling
- Lockable, self closing doors



MODEL	DOORS	CAPACITY	ENERGY RATING	WIDTH	DEPTH	HEIGHT
NT2BH-HC	2 Hinged	220 Litres	E	900	520	900
NT2BHLO-HC	2 Hinged	208 Litres	E	900	520	850
NT2BS-HC	2 Sliding	220 Litres	E	900	520	900
NT2BSLO-HC	2 Sliding	208 Litres	E	900	520	850

powered by
embraco





NT-SERIES BOTTLE COOLERS

FAN ASSISTED COOLING

AUTOMATIC DEFROST

DIGITAL CONTROL

LED ILLUMINATION

LOCKABLE DOOR

SELF CLOSING DOOR

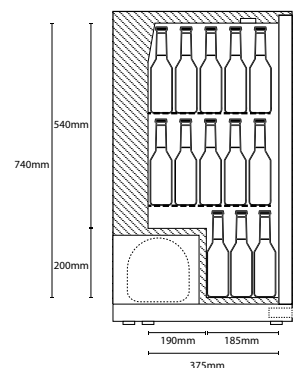
INCREASED STORAGE



Standard Features

- +2°C to +10°C temperature range
- Black exterior finish
- White easy to clean interior
- Plastic coated non-slip shelving system
- 2 x adjustable shelves per door
- Energy efficient pure white LED lighting
- Covered and recessed digital temperature controller
- ECO friendly R600a hydrocarbon refrigeration system
- Fan assisted cooling
- Lockable, self closing doors

2
YEAR
PARTS
&
LABOUR
WARRANTY



powered by
embraco

R600a



HYDROCARBON
REFRIGERANT
COLDER BY NATURE



MODEL	DOORS	CAPACITY	ENERGY RATING	WIDTH	DEPTH	HEIGHT
NT3BH-HC	3 Hinged	300 Litres	G	1350	520	900
NT3BS-HC	3 Sliding	300 Litres	G	1350	520	900



NT-SERIES BOTTLE COOLERS

FAN ASSISTED COOLING

AUTOMATIC DEFROST

DIGITAL CONTROL

LED ILLUMINATION

LOCKABLE DOOR

SELF CLOSING DOOR

INCREASED STORAGE

2
YEAR
PARTS
&
LABOUR
WARRANTY

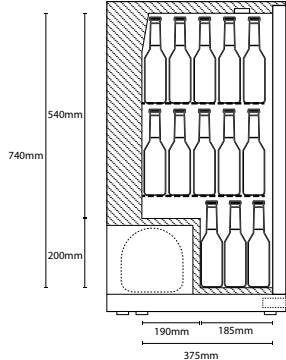


Standard Features

- +2°C to +10°C temperature range
- Stainless steel exterior and interior
- Hinged doors
- Energy efficient pure white LED lighting
- Fully adjustable chrome shelves
- 2 shelves per section
- Mirror finish stainless interior
- Lockable doors
- Self closing doors
- External light switch
- External digital temperature control

Optional Features

- Scalloped wine shelves



powered by
embraco

R600a



HYDROCARBON
REFRIGERANT
COLDER BY NATURE

MODEL	DOORS	CAPACITY	ENERGY RATING	WIDTH	DEPTH	HEIGHT
NT1ST-HC	1 Hinged	126 Litres	E	600	520	900
NT2ST-HC	2 Hinged	220 Litres	E	900	520	900
NT3ST-HC	3 Hinged	300 Litres	G	1350	520	900



NT-SERIES BOTTLE COOLERS

- FORCED AIR
- AUTOMATIC DEFROST
- DIGITAL CONTROL
- LED ILLUMINATION
- LOCKABLE DOOR
- SELF CLOSING DOOR

- -1°C to +10°C temperature range
- Mirror finish stainless steel interior
- 5 adjustable chrome shelves per door
- Pure white LED lighting
- Twin vertical LED lighting
- Lockable door
- Digital temperature control
- External light switch
- Forced air cooling
- Automatic defrost

Optional Features

- Scalloped wine shelves



MODEL	COLOUR	DOORS	CAPACITY	ENERGY RATING	WIDTH	DEPTH	HEIGHT
NT10ST-HC	Stainless	1 Hinged	340 Litres	E	600	515	1800
NT20ST-HC	Stainless	2 Hinged	560 Litres	E	900	515	1800

NT-SERIES BOTTLE COOLERS

FORCED AIR

AUTOMATIC DEFROST

DIGITAL CONTROL

LED ILLUMINATION

LOCKABLE DOOR

SELF CLOSING DOOR



2
YEAR
PARTS
&
LABOUR
WARRANTY



Standard Features

- -1°C to +10°C temperature range
- Mirror finish stainless steel interior
- 5 adjustable chrome shelves per door
- Pure white LED lighting
- Twin vertical LED lighting
- Lockable door
- Digital temperature control
- External light switch
- Forced air cooling
- Automatic defrost

Optional Features

- Scalloped wine shelves

R600a



HYDROCARBON
REFRIGERANT
COLDER BY NATURE

MODEL	COLOUR	DOORS	CAPACITY	ENERGY RATING	WIDTH	DEPTH	HEIGHT
NT10-HC	Black	1 Hinged	340 Litres	E	600	515	1800
NT20-HC	Black	2 Hinged	560 Litres	E	900	515	1800



XW-SERIES WINE CABINET

FAN ASSISTED COOLING

AUTOMATIC DEFROST

INTERIOR LIGHTING

Standard Features

- +2°C to +10°C temp. range
- Fan assisted cooling
- Adjustable thermostat
- Black powder coated exterior
- Black food safe plastic interior
- Vertical Internal illumination
- 5 scalloped wire wine shelves
- 2 inclined wire wine shelves
- 2 adjustable feet at front
- 2 rollers to rear for easy movement
- Double glazed safety glass

Optional Features

- Wooden wine shelves



2
YEAR
PARTS
ONLY
WARRANTY



MODEL	CAPACITY	SHELVES	COLOUR	ENERGY RATING	WIDTH	DEPTH	HEIGHT	
XW380	372 Litres	7	Black	E	595	650	1860	
XWWSH			Optional Wooden Wine Shelf					

NT-SERIES BOTTLE DUMPS

FORCED AIR

AUTOMATIC DEFROST

DIGITAL CONTROL

LOCKABLE LIDS

2
YEAR
PARTS
&
LABOUR
WARRANTY



NTBD1



NTBD2



NTBD3



Standard Features

- +2°C to +8°C temperature range
- Durable black exterior finish
- Sliding tops for easy access
- Aluminium interior
- Hard wearing stainless steel tops
- Adjustable bin dividers included
- Bottle opener and cap catcher fitted
- Digital temperature control
- Digital temperature display
- Mains on/off switch
- Static cooling
- High density polyurethane insulation

MODEL	COLOUR	LIDS	CAPACITY	ENERGY RATING	WIDTH	DEPTH	HEIGHT
NTBD1	Black	1	279 Litres	B	935	687	888
NTBD2	Black	2	417 Litres	C	1255	687	888
NTBD3	Black	2	577 Litres	C	1634	687	888



FORCED AIR

AUTOMATIC DEFROST

DIGITAL CONTROL

LED ILLUMINATION

SELF CLOSING DOOR



Standard Features

- Stainless steel exterior
- Stainless steel interior
- Forced air refrigeration
- Frost free operation
- Automatic defrost
- Frosted glasses in minutes
- Also suitable for keeping spirits at ice cold temperatures
- Heated glass door to prevent condensation build up
- -10°C to -15°C temperature range
- 2 fully adjustable shelves



MODEL	COLOUR	DOORS	CAPACITY	WIDTH	DEPTH	HEIGHT
NTGFC	Stainless	1 Glass	100 Litres	595	525	875

ICE MACHINES

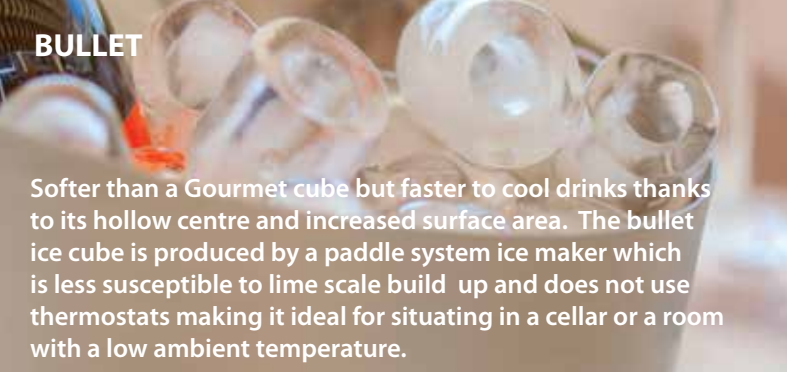


SELF CONTAINED ICEMAKERS
MODULAR ICEMAKERS
NUGGET ICE MAKERS
ICE FLAKERS
STORAGE BINS
ICE CUBE DISPENSERS
ICE CRUSHERS

Ice Machine Guide


ICE CUBE TYPES

BULLET



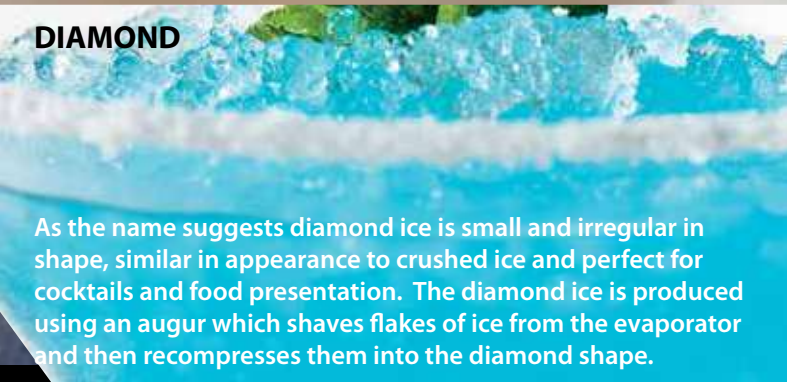
Softer than a Gourmet cube but faster to cool drinks thanks to its hollow centre and increased surface area. The bullet ice cube is produced by a paddle system ice maker which is less susceptible to lime scale build up and does not use thermostats making it ideal for situating in a cellar or a room with a low ambient temperature.

CUBED/DICE




Clear, dice shaped ice cubes, produced by a vertical evaporator this type of ice is ideal for nightclubs, large bars or fast food establishments where a large volume of ice is in constant demand.

DIAMOND



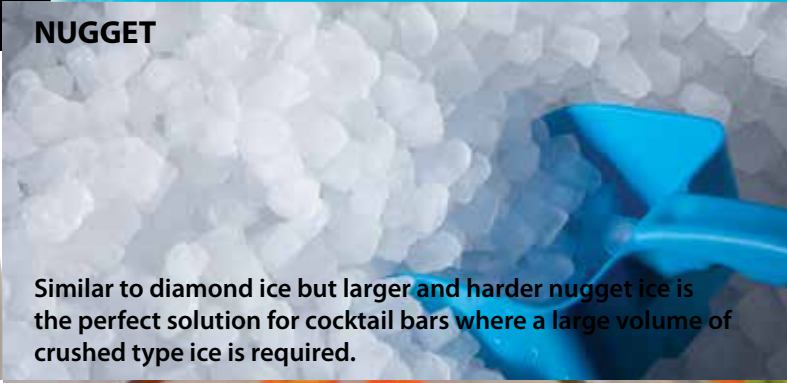
As the name suggests diamond ice is small and irregular in shape, similar in appearance to crushed ice and perfect for cocktails and food presentation. The diamond ice is produced using an augur which shaves flakes of ice from the evaporator and then recompresses them into the diamond shape.

GOURMET



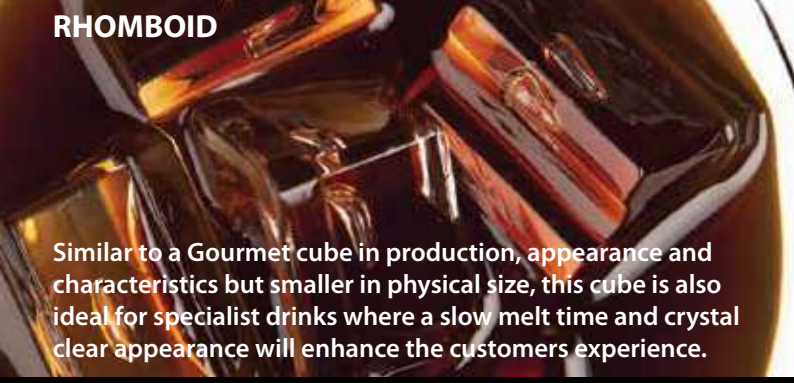
Clear Gourmet shaped ice cubes, produced using a spray system these cubes are crystal clear, super hard and slow to melt. This type of cube is perfect for specialist drinks where a slow melt time and crystal clear appearance will enhance the customers experience.

NUGGET




Similar to diamond ice but larger and harder nugget ice is the perfect solution for cocktail bars where a large volume of crushed type ice is required.

RHOMBOID



Similar to a Gourmet cube in production, appearance and characteristics but smaller in physical size, this cube is also ideal for specialist drinks where a slow melt time and crystal clear appearance will enhance the customers experience.

FLAKED



Flaked ice is ideal for food presentation in supermarkets, fishmongers and restaurants, the large surface area and low moisture content make it ideal to cool foods for a long period of time. Produced using an augur ice flakers can produce anywhere between 130kg and 1000kg a day.

ice Machine Storage

The storage capacity of your ice maker is as important and sometimes more important than the production value. Your ice maker is rated to produce a certain amount of ice per day, however once the storage bin is full the ice maker will automatically stop producing. The correct storage capacity to production ratio is crucial in selecting an ice maker which will meet the demands of the customer in terms of having enough ice available at the start of trading and ice being replenished throughout the day.


Nightclubs, stadiums and event venues require a large storage to production ratio to ensure that there is a large volume of ice available at the start of the short trading period. Pubs, bars, restaurants and cafes can use a smaller production to storage ratio so that ice production is spread evenly throughout the trading day ensuring there is always fresh ice available for the customer.

Larger venues, supermarkets, fish markets and stadiums can benefit from using an ice transport system instead of a storage bin, enabling large volumes of ice to be moved around easily using a cart.




1
YEAR
PARTS
ONLY
WARRANTY

USE OF A WATER FILTER IS HIGHLY RECOMMENDED TO REDUCE LIME SCALE, PROLONG THE LIFE OF THE ICE MAKER AND DELIVER BETTER TASTING, CLEARER ICE.



Standard Features

- 22kg production per 24 hours
- 6kg insulated storage bin
- Vertical evaporator production system
- Mains connected for fully automatic operation
- Dice shaped ice cubes
- Stainless steel construction
- Small footprint design for easy installation
- Intelligent electronic controls
- Adjustable ice thickness
- Electronic timer for ice production
- Self cleaning cycle
- Condenser air filter for easy maintenance



DICE SHAPED CUBE



VERTICAL EVAPORATOR

R290



MODEL	PRODUCTION	STORAGE	CUBE STYLE	WIDTH	DEPTH	HEIGHT
CL20	22kg	6kg	Dice	380	470	600
H11MCKIT	Inline water filter suitable for CL20					

CL SERIES ICE MAKERS

Standard Features

- Vertical evaporator production system
- Mains connected for fully automatic operation
- Dice shaped ice cubes
- Stainless steel construction
- Small footprint design for easy installation
- Intelligent electronic controls
- Adjustable ice thickness
- Self cleaning cycle
- Condenser cleaning reminder alarm
- Condenser air filter for easy maintenance
- Environmentally friendly R290 hydrocarbon refrigerant



DICE SHAPED CUBE



VERTICAL EVAPORATOR




USE OF A WATER FILTER IS HIGHLY RECOMMENDED TO REDUCE LIME SCALE, PROLONG THE LIFE OF THE ICE MAKER AND DELIVER BETTER TASTING, CLEARER ICE.




MODEL	PRODUCTION	STORAGE	CUBE STYLE	WIDTH	DEPTH	HEIGHT
CL40	45kg	13kg	Cube	505	656	820
CL60	62kg	22kg	Cube	610	656	910
CL90	102kg	32kg	Cube	715	656	910
H11MCKIT	Inline water filter suitable for CL40					
4HKIT	Filter cartridge kit suitable for CL60 & CL90					

CLM SERIES ICE MAKERS



Standard Features

- Vertical evaporator production system
- Mains connected for fully automatic operation
- Dice shaped ice cubes
- Stainless steel construction
- Includes 180kg storage bin
- Intelligent electronic controls
- Adjustable ice thickness
- Self cleaning cycle
- Condenser cleaning reminder alarm
- Condenser air filter for easy maintenance
- Environmentally friendly R290 hydrocarbon refrigerant



DICE SHAPED CUBE



VERTICAL EVAPORATOR

R290



HYDROCARBON
REFRIGERANT
COLDER BY NATURE




USE OF A WATER FILTER IS HIGHLY RECOMMENDED TO REDUCE LIME SCALE, PROLONG THE LIFE OF THE ICE MAKER AND DELIVER BETTER TASTING, CLEARER ICE.

MODEL	PRODUCTION	STORAGE	CUBE STYLE	WIDTH	DEPTH	HEIGHT
CL210M	210kg	180kg	Cube	780	805	1720
4HKIT	Filter cartridge kit suitable for CL210M					



Standard Features

- Designed specifically for the hospitality industry
- Crystal clear, super hard, slow melting ice cubes
- European manufactured to ISO9001 standards
- Proven and reliable ice production system
- Front venting
- High drain exit height for easy installation
- Patented flexible spray jets to minimise lime scale build-up
- Front mounted mains on off switch
- Injected HCFC free polyurethane for outstanding insulation
- 2 year parts warranty as standard



USE OF A WATER FILTER IS HIGHLY RECOMMENDED TO REDUCE LIME SCALE, PROLONG THE LIFE OF THE ICE MAKER AND DELIVER BETTER TASTING, CLEARER ICE.



C SERIES ICE MAKERS



C25



C35




C45



C60

2
YEAR
PARTS
ONLY
WARRANTY



Rhomboid Style Cube
C25



Gourmet Style Cube
C35, C45, C60, C80, C135



C80



C135

MODEL	PRODUCTION	STORAGE	CUBE STYLE	WIDTH	DEPTH	HEIGHT
C25	23kg	6kg	Rhomboid	350	475	590
C35	41kg	15kg	Gourmet	435	605	695 ¹
C45	46kg	15kg	Gourmet	435	605	695 ¹
C60	62kg	30kg	Gourmet	515	645	840 ¹
C80	72kg	40kg	Gourmet	645	645	870 ²
C135	111kg	60kg	Gourmet	930	565	915 ²
H11MCKIT	Inline water filter suitable for C25, C35, C45					
4HKIT	Filter cartridge kit suitable for C60, C80, C135					



R290
HYDROCARBON
REFRIGERANT
COLDER BY NATURE

¹+12mm to 20mm adjustable feet
²+105mm to 155mm adjustable feet



Paddle System

Standard Features

- Paddle system production
- Ideal for hard water areas
- Operates without thermostats
- Can be installed in ambient temperatures as low as 5°C or as high as 43°C
- Ideal production to storage ratios
- AISI 304 stainless steel construction
- Space saving inward opening door
- Mains on/off switch
- Tropicalised condensing unit



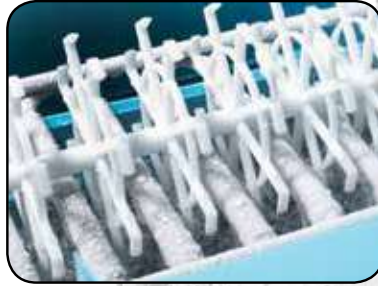
USE OF A WATER FILTER IS HIGHLY RECOMMENDED TO REDUCE LIME SCALE, PROLONG THE LIFE OF THE ICE MAKER AND DELIVER BETTER TASTING, CLEARER ICE.

PS SERIES ICE MAKERS

PS Series - specifically designed as a fully electromechanical ice maker which does not require a thermostat to operate.

The full ice making process is controlled by micro-switches which detect when the storage bin is full of ice to stop production.

This unique method allows the PS Series to be installed in ambient temperatures as low as +5°C making them ideal for installation in cellars and unheated rooms.



PS25



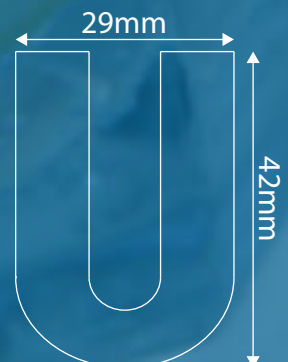
PS35



PS40

MODEL	PRODUCTION	STORAGE	CUBE STYLE	WIDTH	DEPTH	HEIGHT
PS25	26kg	9kg	Bullet	401	506	643 ¹
PS35	31kg	12kg	Bullet	401	506	698 ¹
PS40	41kg	12kg	Bullet	401	506	698 ¹
H11MCKIT	Inline water filter suitable for PS25, PS35, PS40					
4HKIT	Filter cartridge kit suitable for PS55, PS75, PS135, PS180M					

¹ +13mm to 57mm adjustable feet



CD SERIES NUGGET ICE MAKERS



Axial Production System

Standard Features

- Vertical evaporator production
- Heavy duty auger
- Diamond ice production
- European manufactured to ISO9001 standards
- Electromechanical operation for high reliability
- External on/off switch
- Stainless steel construction
- R290 refrigerant



2
YEAR
PARTS
ONLY
WARRANTY

USE OF A WATER FILTER IS HIGHLY RECOMMENDED TO REDUCE LIME SCALE, PROLONG THE LIFE OF THE ICE MAKER AND DELIVER BETTER TASTING, CLEARER ICE.



MODEL	PRODUCTION	STORAGE	CUBE STYLE	WIDTH	DEPTH	HEIGHT
CD90	94kg	20kg	Diamond	465	595	790 ¹
4HKIT	Filter cartridge kit suitable for CD90					

N SERIES NUGGET ICE MAKER



Axial Production System

Standard Features

- Vertical evaporator production
- Heavy duty auger
- Nugget ice production
- European manufactured to ISO9001 standards
- Electromechanical operation for high reliability
- External on/off switch
- Stainless steel construction



N300 + S180 Silo

Production values calculated at 21°C ambient air temperature, 15°C water temperature



USE OF A WATER FILTER IS HIGHLY RECOMMENDED TO REDUCE LIME SCALE, PROLONG THE LIFE OF THE ICE MAKER AND DELIVER BETTER TASTING, CLEARER ICE.



ICE MAKERS						
MODEL	PRODUCTION	STORAGE	CUBE STYLE	WIDTH	DEPTH	HEIGHT
N300	335kg	-	Nugget	559	622	712
4HKIT	Filter cartridge kit suitable for N300					
SUGGESTED STORAGE BINS (SEE PAGE 94 FOR MORE OPTIONS)						
S180	-	181kg	-	559	872	1275
S230	-	230kg	-	762	819	1224
S390	-	390kg	-	1219	819	1224



C SERIES M MODULAR ICE MAKERS



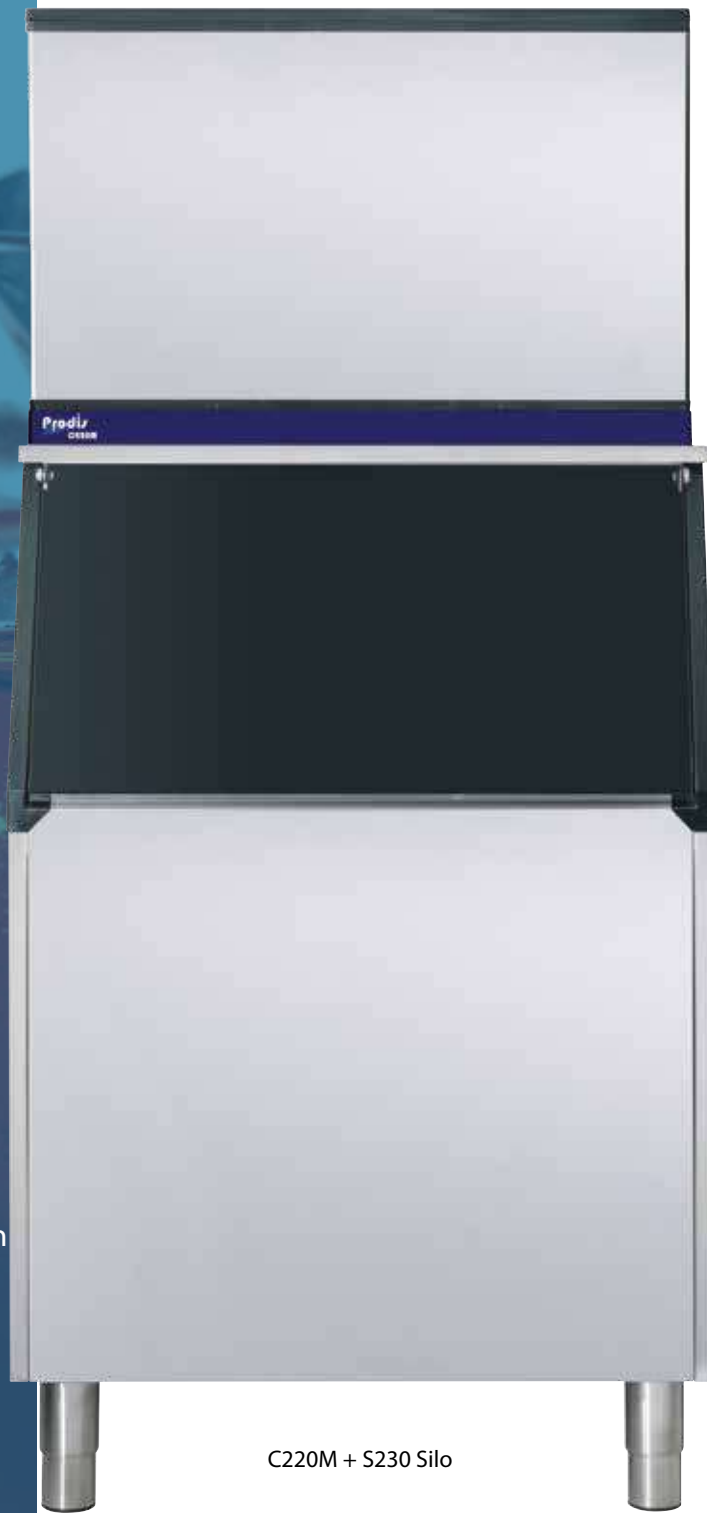
Vertical Evaporator System

Standard Features


- Specifically designed to cope in even the most demanding venues
- Classic dice shaped ice cube
- Proven and reliable vertical evaporator production system
- Built in self cleaning cycle
- Units can be double stacked for venues where constant ice production is a must
- AISI304 stainless steel construction
- Tropicalised condensing unit
- Can operate in ambient temperatures up to 43°C

Options

- Half dice ice cube
- Remote refrigeration
- Water cooled condensing units



C220M + S230 Silo



Production values calculated at 21°C ambient air temperature, 15°C water temperature

C SERIES M MODULAR ICE MAKERS



Full dice ice cube



2 x C220M + S230 Silo
(requires union kit)

ICE MAKERS						
MODEL	PRODUCTION	STORAGE	CUBE STYLE	WIDTH	DEPTH	HEIGHT
C220M	220kg	-	Full Dice	762	620	500
4HKIT	Filter cartridge kit suitable for C220M, C300M, C405M					
SUGGESTED STORAGE BINS (SEE PAGE 94 FOR MORE OPTIONS)						
S180	-	181kg	-	559	872	1275
S230	-	230kg	-	762	819	1224
S390	-	390kg	-	1219	819	1224
SCMUK	Stacking Union Kit					

USE OF A WATER FILTER IS HIGHLY RECOMMENDED TO REDUCE LIME SCALE, PROLONG THE LIFE OF THE ICE MAKER AND DELIVER BETTER TASTING, CLEARER ICE.



Axial Production System

Standard Features

- Heavy duty auger production system
- Immediate and constant production
- Fully electromechanical operation
- Supplied complete with scoop
- AISI304 stainless steel construction
- Tropicalised condensing unit
- Low power and water consumption
- Suitable for use in ambient temperatures up to 43°C

Options

- Remote refrigeration
- Water cooled condensing units



GR220 installed on S230 storage silo



GR165



Production values calculated at 21°C ambient air temperature, 15°C water temperature



2 x GR220 installed on S340 storage silo



USE OF A WATER FILTER IS HIGHLY RECOMMENDED TO REDUCE LIME SCALE, PROLONG THE LIFE OF THE ICE MAKER AND DELIVER BETTER TASTING, CLEARER ICE.

ICE MAKERS						
MODEL	PRODUCTION	STORAGE	CUBE STYLE	WIDTH	DEPTH	HEIGHT
GR165	164kg	64kg	Flaked	515	550	1355
GR140	140kg	-	Flaked	515	550	486
GR220	220kg	-	Flaked	515	550	575
GR390	390kg	-	Flaked	675	550	660
GR565	550kg	-	Flaked	675	550	800
4HKIT	Filter cartridge kit suitable for GR165, GR140, GR220, GR390					
SUGGESTED STORAGE BINS (SEE PAGE 94 FOR MORE OPTIONS)						
S230	-	230kg	-	762	819	1224
S340	-	340kg	-	1067	819	1224



Storage Silos

Standard Features

- AISI 304 stainless steel construction
- Insulated with polyurethane
- Durable & sanitary one-piece polyethylene seamless interior
- Rounded interior corners for easy cleaning
- Heavy duty, quiet door closing mechanism
- Range of sizes available to suit all needs
- Adjustable feet



S230



S230 Storage Silo + C220M

S390 Storage Silo + C405M



MODEL	STORAGE	WIDTH	DEPTH	HEIGHT
S180	181kg	559	872	1275
S230	230kg	762	819	1224
S340	340kg	1067	819	1224
S390	390kg	1219	819	1224
S480	480kg	1321	872	1275

SC SERIES ICE TRANSPORT

SC Series ice storage and distribution system has been designed to allow large volumes of ice to be distributed. The SC series is ideal for larger venues, stadiums, hospitals and supermarkets where one central icemaker can easily supply multiple outlets.

Bin Features

- Range of storage bins from 140kg to 830kg of ice
- AISI 304 stainless steel storage bins
- Rounded interior corners for easy cleaning
- All bins supplied with EZ cart which adds an additional 112kg of storage per cart

EZ Cart Features

- Brake system for safe operation
- Drain system for easy cleaning
- Constructed from durable polyethylene for sanitary operation
- Rounded interior corners for easy cleaning
- Cover included to prevent contamination
- Optional tote kit can be installed into the EZ cart to allow for easier distribution of ice



SDC400

2
YEAR
PARTS
ONLY
WARRANTY

SPECIAL ORDER



SC140



SC300



SDC600

MODEL	STORAGE	CARTS	WIDTH	DEPTH	HEIGHT
SC140	140kg	1 x 112kg	762	1016	1320
SC300	300kg	1 x 112kg	762	1016	1865
SCD400	413kg	2 x 112kg	1524	1016	1520
SCD600	617kg	2 x 112kg	1524	1016	1820
SCD830	812kg	2 x 112kg	1524	1016	2084
OPTIONS					
EZCART	112kg		622	1054	887
TOTEKIT	70kg				



Standard Features

- AISI304 stainless steel construction
- Built in lighting in dispensing area
- Adjustable legs
- 109 grams/second dispensing speed
- Optional built in water dispenser
- Easy to operate anti-freeze dispensing mechanism
- Designed to be used with C220M, C300M & C405M modular icemakers

2
YEAR
PARTS
ONLY
WARRANTY

SPECIAL ORDER



MODEL	STORAGE	WATER DISPENSER	WIDTH	DEPTH	HEIGHT
SD60	58kg	No	559	835	1371
SD60W	58kg	Yes	559	835	1371
SD100	104kg	No	769	835	1537
SD100W	104kg	Yes	769	835	1537

CR SERIES

ICE CRUSHERS

The CR Series ice crusher is a space saving, compact solution for venues that have a need for crushed ice. Cocktails, food presentation and preservation are some of its many uses.

The CR series are also useful for sports injuries as well as physiotherapy applications.

The CR3 and CR5 are fitted with a heavy duty and durable stainless steel crushing mechanism which delivers crushed ice in seconds.

The heavy duty CR series are capable of delivering up to 300kg of crushed ice per hour.

Standard Features

- Heavy duty stainless steel crushing mechanism
- Full stainless steel construction
- Removable ice storage bin
- Compact elegant counter top design
- 13amp operation



MODEL	CAPACITY	STORAGE	WIDTH	DEPTH	HEIGHT
CR3	3kg / minute	1kg	180	330	320
CR5	5kg / minute	5kg	370	310	510

DISPLAY REFRIGERATION



GLASS DOOR FRIDGES
GLASS DOOR FREEZER
DISPLAY CHEST FREEZERS
FRESH FISH DISPLAYS

Prodis

XD SERIES
DISPLAY
REFRIGERATION

AUTOMATIC DEFROST

FAN ASSISTED COOLING

LED ILLUMINATION

Standard Features

- Fan assisted cooling
- Internal illumination
- 5 x adjustable shelves
- Food safe plastic interior
- Double glazed door
- Adjustable thermostat
- +1°C to +10°C temperature range
- White exterior finish
- Black door trim
- Double glazed door
- Off cycle defrost

**NEW
PRODUCT**



**1
YEAR
PARTS
ONLY
WARRANTY**



MODEL	CAPACITY	SHELVES	DOOR	ENERGY RATING	WIDTH	DEPTH	HEIGHT
XD380	372 Litres	5	R/H Hinged	E	595	650	1865
XD380LH	372 Litres	5	L/H Hinged	E	595	650	1865
XDSH			Additional Flat White Wire Shelves				

XD SERIES DISPLAY REFRIGERATION

FAN ASSISTED COOLING

INTERIOR LIGHTING

**NEW
PRODUCT**

NEW IMAGE REQUIRED

Standard Features

- -18°C to -24°C temperature range
- 5 static shelves
- LED internal illumination
- Illuminated merchandising canopy
- External light switch
- External thermostat
- Self closing door
- Recessed door handle
- Static refrigeration
- Manual defrost
- White exterior finish
- Food safe plastic interior
- Heated double glazed door

1
YEAR
PARTS
ONLY
WARRANTY



XD380N

R600a



MODEL	TEMPERATURE	SHELVES	CAPACITY	ENERGY RATING	WIDTH	DEPTH	HEIGHT
XD380N	-18°C to -24°C	5	372	C	640	670	2056

Prodis

XD SERIES
DISPLAY
REFRIGERATION

FORCED AIR

AUTOMATIC DEFROST

DIGITAL CONTROL

LED ILLUMINATION

LOCKABLE DOOR

SELF CLOSING DOOR



NEW IMAGE REQUIRED

**NEW
PRODUCT**

**1
YEAR**

**PARTS
ONLY**

WARRANTY

R290



HYDROCARBON
REFRIGERANT
COLDER BY NATURE





Standard Features

- +2°C to +10°C temperature range
- Forced air refrigeration
- Lockable hinged doors
- Self closing doors
- Externally mounted light switch
- Vertical internal illumination
- 8 fully adjustable shelves + base
- White exterior finish
- Digital temperature control
- Digital temperature display
- Automatic defrost
- White interior
- Double glazed doors
- Illuminated merchandising canopy

MODEL	DOORS	SHELVES	CAPACITY	ENERGY RATING	WIDTH	DEPTH	HEIGHT
XD701	Hinged	8	700 Litres	C	1120	610	1973
XD701S	Sliding	8	700 Litres	C	1120	610	1973
XD1201	Hinged	8	1250 Litres	C	1330	690	2079
XD1201S	Sliding	8	1250 Litres	C	1330	690	2079
GLIDE701		XD Glide gravity feed shelving system for XD701 (per shelf)					
GLIDE1201		XD Glide gravity feed shelving system for XD1201 (per shelf)					

R600a



HYDROCARBON
REFRIGERANT
COLDER BY NATURE



XD PRO SERIES DISPLAY REFRIGERATION

FORCED AIR

AUTOMATIC DEFROST

DIGITAL CONTROL

LED ILLUMINATION

LOCKABLE DOOR

SELF CLOSING DOOR




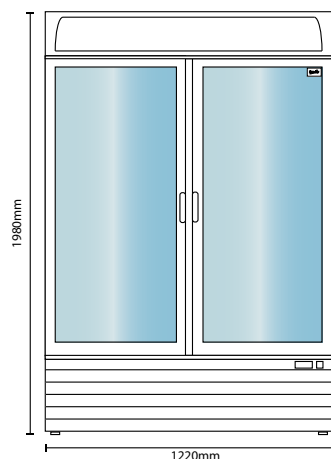

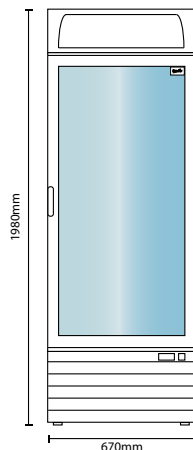
The XD PRO series has been designed and manufactured to cope in even the most demanding retail environments.

Available as matching fridges and freezers to allow you to create a seamless run of refrigeration.

The XD PRO series features forced air cooling and frost free operation for ease of use for the operator. Twin vertical LED interior lighting makes the product stand out and brilliantly illuminates the contents driving sales.

Self closing doors as standard increase energy efficiency and user friendliness by always ensuring the cabinet is closed when not in use.

Featuring a digital temperature controller for ease of operation and at a glance temperature read out the XD PRO series is easy to use and simple to monitor even in the busiest shop.





Space saving recessed door handles



Large volume evaporator fan for even temperature distribution throughout the entire cabinet




Intelligent electronic temperature controller and external light switch



Lockable doors for added security



Illuminated merchandising canopy for quick and effective branding



High visibility load lines to assist in even air circulation



Shelf edge ticket strips on each shelf as standard



Rear load guard to ensure optimum airflow at all times

Standard Features

- Frost free operation
- Automatic defrost
- Forced air cooling
- Digital temperature controller
- Matching single and double door
- White exterior & interior finish
- Illuminated merchandising canopy
- Twin vertical LED internal illumination
- Self closing doors
- 5 adjustable shelves per door
- Shelf edge ticket strips
- Lockable door
- Replaceable door gaskets

MODEL	COLOUR	TEMPERATURE	CAPACITY	ENERGY RATING	WIDTH	DEPTH	HEIGHT
XD1NW	White	-18°C to -22°C	350 Litres	D	670	700	1980
XD2NW	White	-18°C to -22°C	730 Litres	D	1220	700	1980

Prodis

NV SERIES
DISPLAY
FREEZERS

STATIC COOLING

FULL SET OF BASKETS

NEW
PRODUCT

INCLUDES FULL
SET OF BASKETS



NV1

NV2

NV3

NV4

NV5


R290



HYDROCARBON
REFRIGERANT
COLDER BY NATURE

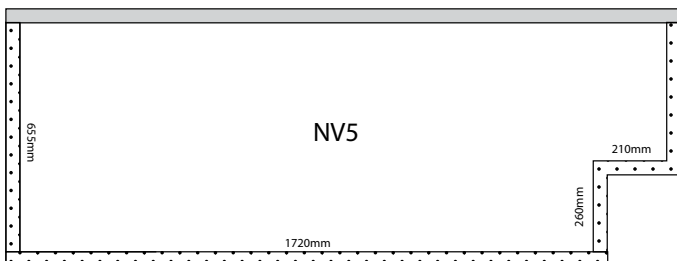
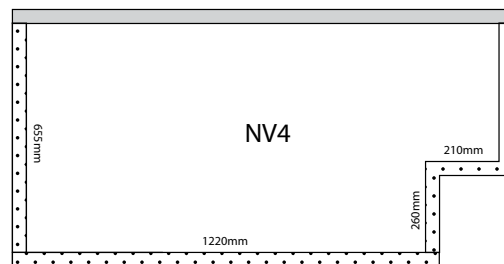
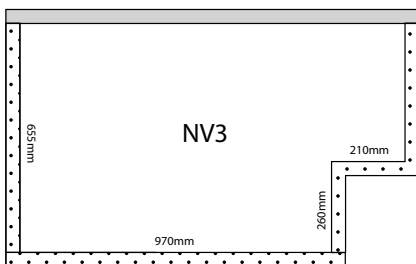
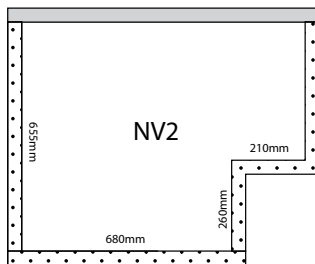
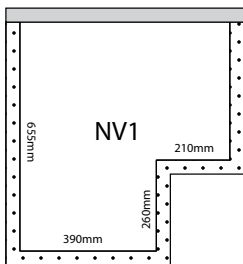


2
YEAR
PARTS
ONLY
WARRANTY



Standard Features

- 5 sizes available
- Castors as standard
- Supplied with a full set of baskets
- -15°C to -23°C temperature range
- External thermometer
- Concealed adjustable thermostat
- Heavy duty aluminium door frame
- Embossed aluminium interior
- White painted steel cabinet
- Climate class 5
- Static cooling
- Manual defrost
- Removable defrost drain plug
- R290 refrigerant
- Embraco compressors



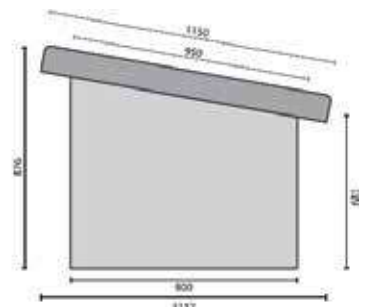
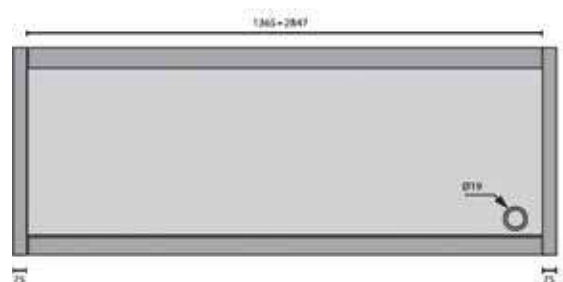
MODEL	CAPACITY	BASKETS	TEMPERATURE	ENERGY RATING	WIDTH	DEPTH	HEIGHT
NV1	168 Litres	2	-15°C to -23°C	D	725	635	890
NV2	261 Litres	3	-15°C to -23°C	F	1015	635	890
NV3	355 Litres	5	-15°C to -23°C	F	1305	635	890
NV4	436 Litres	6	-15°C to -23°C	F	1555	635	890
NV5	534 Litres	8	-15°C to -23°C	C	2050	635	890



FISK
FISH DISPLAY

Standard Features

- Constructed entirely from AISI316 stainless steel
- High density polyurethane insulation
- In built 19mm drain outlet
- Available as refrigerated or non refrigerated decks
- Units can be multiplexed to create larger counters





Optional acrylic frontal protection



Optional Scale support

**SEE PAGE 26 FOR
ICE FLAKERS**

1
YEAR
PARTS
ONLY
WARRANTY



Optional Features

- Acrylic frontal protection
- Scale support
- Multiplexing kit
- Multiplexing decorative panels

MODEL	DECK SIZE	WIDTH	DEPTH	HEIGHT
NON REFRIGERATED DECKS				
FISK15	1365 x 950mm	1515	1150	876
FISK20	1850 x 950mm	2000	1150	876
FISK25	2350 x 950mm	2500	1150	876
FISK30	2850 x 950mm	3000	1150	876
REFRIGERATED DECKS				
FISK15C	1365 x 950mm	1515	1150	876
FISK20C	1850 x 950mm	2000	1150	876
FISK25C	2350 x 950mm	2500	1150	876
FISK30C	2850 x 950mm	3000	1150	876
ACCESSORIES				
EPSB	Scale Support	400	500	134
EPLIG	Multiplexing Kit			
EPDECLIG	Multiplexing Decorative Panel			
EP1365	Acrylic Frontal Protection FISK15			
EP1850	Acrylic Frontal Protection FISK20			
EP2350	Acrylic Frontal Protection FISK25			
EP2850	Acrylic Frontal Protection FISK30			

STORAGE REFRIGERATION

UNDERCOUNTER REFRIGERATION
UPRIGHT REFRIGERATION
COUNTER REFRIGERATION
SALADETTE AND PREP COUNTERS
CHEST FREEZERS
BLAST CHILLERS



HC SERIES STORAGE CABINETS

FAN ASSISTED COOLING*

AUTOMATIC DEFROST*

DIGITAL CONTROL

LOCKABLE DOOR

REVERSIBLE DOOR



**2
YEAR
PARTS
&
LABOUR
WARRANTY**

**NEW
PRODUCT**

Standard Features

- Stainless steel or white finish
- Lockable door
- External digital temperature control
- Food safe white plastic interior
- Ergonomic full height door handle
- Front venting
- Replaceable door gasket

Fridge Features

- Fan assisted cooling
- Automatic defrost
- Adjustable shelving

Freezer Features

- Static cooling
- Manual defrost
- Static shelving



MODEL	CAPACITY	TEMPERATURE	FINISH	SHELVES	ENERGY RATING	WIDTH	DEPTH	HEIGHT
HC202R	121 Litres	+2°C to +10°C	White	2	C	600	620	850
HC202F	121 Litres	-18°C to -22°C	White	3	N/A	600	620	850
HC202RSS	121 Litres	+2°C to +10°C	Stainless	2	C	600	620	850
HC202FSS	121 Litres	-18°C to -22°C	Stainless	3	N/A	600	620	850



* Applies to fridges only

FAN ASSISTED COOLING*

AUTOMATIC DEFROST*

DIGITAL CONTROL

LOCKABLE DOOR

REVERSIBLE DOOR



Standard Features

- Stainless steel or white finish
- Lockable door
- External digital temperature control
- Food safe white plastic interior
- Ergonomic full height door handle
- Front venting
- Replaceable door gasket

Fridge Features

- Fan assisted cooling
- Automatic defrost
- Adjustable shelving

Freezer Features

- Static cooling
- Manual defrost
- Static shelving



MODEL	CAPACITY	TEMPERATURE	FINISH	SHELVES	ENERGY RATING	WIDTH	DEPTH	HEIGHT
HC401R	400 Litres	+2°C to +8°C	White	5	D	600	646	1875
HC401F	400 Litres	-23°C to -18°C	White	7	N/A	600	646	1875
HC401RSS	400 Litres	+2°C to +8°C	Stainless	5	D	600	646	1875
HC401FSS	400 Litres	-23°C to -18°C	Stainless	7	N/A	600	646	1875





Prodis
 HC Series
 Colder by nature

HC SERIES
 STORAGE CABINETS

FAN ASSISTED COOLING*

AUTOMATIC DEFROST*

DIGITAL CONTROL

LOCKABLE DOOR

REVERSIBLE DOOR

2
YEAR
PARTS
&
LABOUR
WARRANTY

Standard Features

- Stainless steel or white finish
- Lockable door
- External digital temperature control
- Food safe white plastic interior
- Ergonomic full height door handle
- Front venting
- Replaceable door gasket

Fridge Features

- Fan assisted cooling
- Automatic defrost
- Adjustable shelving

Freezer Features

- Static cooling
- Manual defrost
- Static shelving



MODEL	CAPACITY	TEMPERATURE	FINISH	SHELVES	ENERGY RATING	WIDTH	DEPTH	HEIGHT
HC601R	600 Litres	+2°C to +10°C	White	4	D	780	720	1895
HC601F	600 Litres	-22°C to -18°C	White	7	N/A	780	720	1895
HC601RSS	600 Litres	+2°C to +10°C	Stainless	4	D	780	720	1895
HC601FSS	600 Litres	-22°C to -18°C	Stainless	7	N/A	780	720	1895



* Applies to fridges only



FORCED AIR

AUTOMATIC DEFROST

DIGITAL CONTROL

LOCKABLE DOOR

LED ILLUMINATION

SELF CLOSING DOOR

Standard Features

- Self closing door
- Top mounted compressor
- Heavy duty full length door handle
- Automatic defrost
- Rounded interior corners
- 2/1GN compatible
- Digital temperature controller
- Mains on/off switch
- Lockable door
- Three shelves per door
- 60mm thick insulation
- Castors fitted as standard
- Full stainless steel construction
- Full adjustable removable shelves

2
YEAR
PARTS
&
LABOUR
WARRANTY





Prodis
GRN Series
Colder by nature
GRN SERIES
SERVICE CABINETS

Thanks to years of research and development the GRN series offers massive energy savings over its predecessors with up to 46% energy saving on some models.

Hydrocarbon refrigerant has a zero ozone depletion potential and an ultra low global warming potential of <20 making it kind to the environment whilst saving energy and reducing your carbon footprint

The GRN Series is available as single and double door units as either a fridge or a freezer.

All GRN series cabinets are fitted with an externally mounted digital temperature controller to ensure a consistent temperature and easy monitoring.

The full length door handle of the GRN series is formed as part of the door and is therefore extremely hard wearing and allows for quick and easy opening of the cabinets.

All units have fan assisted condensers for rapid temperature pull down.



MODEL	CAPACITY	TEMPERATURE	SHELVES	ENERGY RATING	WIDTH	DEPTH	HEIGHT
GRN-1R	595 Litres	-2°C to +8°C	3	C	740	830	2010
GRN-1F	595 Litres	-18° to -22°C	3	D	740	830	2010
GRN-2R	1325 Litres	-2°C to +8°C	6	C	1480	830	2010
GRN-2F	1325 Litres	-18° to -22°C	6	D	1480	830	2010
GRN12GUIDE01			Gastronorm compatible guide set				
GNSHELF02			2/1 gastronorm compatible shelf				



GRN SERIES SERVICE CABINETS

FORCED AIR

AUTOMATIC DEFROST

DIGITAL CONTROL

SELF CLOSING DOOR

Standard Features

- Self closing door with stay open facility
- 1 x 1/1GN shelf per section
- Automatic defrost
- Rounded interior corners
- Energy efficient Dixell controller
- Heavy duty full length door handle
- Mains on/off switch
- Lockable door
- 60mm thick insulation
- Castors as standard
- Full stainless steel construction
- Fully adjustable removable shelves



GRN-W3



GRN-C2



GRN-C3

SERVICE CABINETS

Thanks to years of research and development the GRN series offers massive energy savings over its predecessors with up to 46% energy saving on some models.

Hydrocarbon refrigerant has a zero ozone depletion potential and an ultra low global warming potential of <20 making it kind to the environment whilst saving energy and reducing your carbon footprint

The GRN Series is available in 2 sizes as either a flat top cabinet or fitted with a 100mm upstand and is available as either a fridge or a freezer.

All GRN series cabinets are fitted with an externally mounted digital temperature controller to ensure a consistent temperature and easy monitoring.

The full length door handle of the GRN series is formed as part of the door and is therefore extremely hard wearing and allows for quick and easy opening of the cabinets.

All units have fan assisted condensers for rapid temperature pull down.



GRN-W2



MODEL	CAPACITY	TEMPERATURE	UPSTAND	DOORS	ENERGY RATING	WIDTH	DEPTH	HEIGHT
GRN-C2R	283 Litres	-2°C to +8°C	No	2 Solid	B	1360	700	850
GRN-C2F	283 Litres	-18°C to -22°C	No	2 Solid	D	1360	700	850
GRN-W2R	283 Litres	-2°C to +8°C	Yes	2 Solid	B	1360	700	950
GRN-W2F	283 Litres	-18°C to -22°C	Yes	2 Solid	D	1360	700	950
GRN-C3R	416 Litres	-2°C to +8°C	No	3 Solid	B	1795	700	850
GRN-C3F	416 Litres	-18°C to -22°C	No	3 Solid	D	1795	700	850
GRN-W3R	416 Litres	-2°C to +8°C	Yes	3 Solid	B	1795	700	950
GRN-W3F	416 Litres	-18°C to -22°C	Yes	3 Solid	D	1795	700	950
GRNECGUIDE01	Gastronorm compatible guide set							
GNSHELF01	Gastronorm compatible shelf							




SALADETTES

Standard Features

- Full stainless steel construction
- Compact space saving design
- 1 shelf per door
- Under mounted compressor and condenser
- Digital temperature controller
- +2°C to +8°C temperature range
- Full length stainless steel door handles
- Front venting, can be built in
- Adjustable feet
- Rounded internal corners
- Accepts 1/1GN containers
- Fan assisted cooling
- Automatic defrost



2
YEAR
PARTS
&
LABOUR
WARRANTY



Prodis
 EC Series
 Colder by nature
EC SERIES
 SALADETTES

FAN ASSISTED COOLING

AUTOMATIC DEFROST

DIGITAL CONTROL



2
YEAR
PARTS
&
LABOUR
WARRANTY

MODEL	CAPACITY	TEMPERATURE	SHELVES	DOORS/DRAWERS	ENERGY RATING	WIDTH	DEPTH	HEIGHT
EC-2SS	240 Litres	+2°C to +8°C	2	2 Doors	C	903	700	870
EC-3SS	368 Litres	+2°C to +8°C	3	3 Doors	C	1365	700	870
EC-4DSS	240 Litres	+2°C to +8°C	-	4 Drawers	C	903	700	870
EC-6DSS	368 Litres	+2°C to +8°C	-	6 Drawers	C	1365	700	870
GRNECGUIDE01	Gastronorm compatible guide set							
GNSHELF01	Gastronorm compatible shelf							



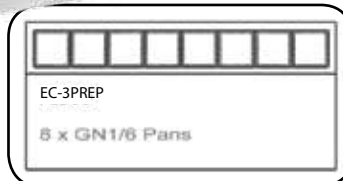
FAN ASSISTED COOLING

AUTOMATIC DEFROST

DIGITAL CONTROL

Standard Features

- Full stainless steel construction
- Compact space saving design
- Under mounted compressor and condenser
- Refrigerated prep section
- Accepts 1/6GN pans in topping unit*
- Digital temperature controller
- +2°C to +8°C temperature range
- Full length stainless steel door handles
- Front venting, can be built in
- Adjustable feet
- Rounded internal corners
- Accepts 1/1GN containers in refrigerator
- 1 x shelf per door
- Fan assisted cooling
- Automatic defrost



2
YEAR
PARTS
&
LABOUR
WARRANTY

MODEL	CAPACITY	TOP CAPACITY	SHELVES	DOORS	WIDTH	DEPTH	HEIGHT	
EC-2PREP	240 Litres	5 x 1/6GN	2	2	903	700	1006	
EC-3PREP	410 Litres	8 x 1/6GN	3	3	1365	700	1006	
GRNECGUIDE01			Gastronorm compatible guide set					
GNSHELF01			Gastronorm compatible shelf					





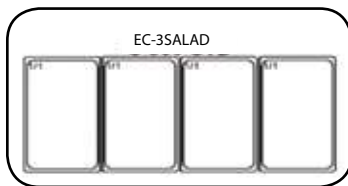
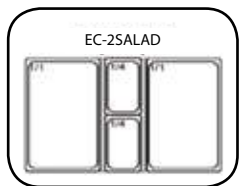
FAN ASSISTED COOLING

AUTOMATIC DEFROST

DIGITAL CONTROL

Standard Features

- Full stainless steel construction
- Compact space saving design
- Under mounted compressor and condenser
- Refrigerated prep section
- Accepts 1/1GN pans in top*
- Digital temperature controller
- +2°C to +8°C temperature range
- Full length stainless steel door handles
- Front venting, can be built in
- Adjustable feet
- Rounded internal corners
- Accepts 1/1GN containers in refrigerator
- 1 x shelf per door
- Fan assisted cooling
- Automatic defrost



MODEL	CAPACITY	TOP CAPACITY*	SHELVES	DOORS	WIDTH	DEPTH	HEIGHT
EC-2SALAD	240 Litres	2 x 1/1 + 2 x 1/4GN	2	2	903	700	882
EC-3SALAD	410 Litres	4 x 1/1GN	3	3	1365	700	882
GRNECGUIDE01			Gastronorm compatible guide set				
GNSHELF01			Gastronorm compatible shelf				




*Pans not supplied



- FAN ASSISTED COOLING**
- AUTOMATIC DEFROST**
- DIGITAL CONTROL**

Standard Features

- Full stainless steel construction
- Compact space saving design
- Under mounted compressor and condenser
- Separate refrigerated prep top
- Topping unit accepts 6 x 1/4GN pans (not supplied)
- Granite work top
- Front venting, can be built in
- Adjustable feet
- Rounded internal corners for easy cleaning
- Accepts 1/1GN containers in refrigerator
- Automatic defrost
- Unit requires 2 x 13 amp connections



Gastronorm Compatible Shelving



Rounded Internal Corners



Heavy Duty Door Handles



Replaceable Door Gaskets

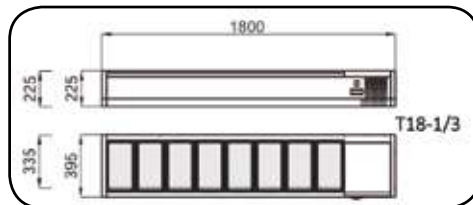
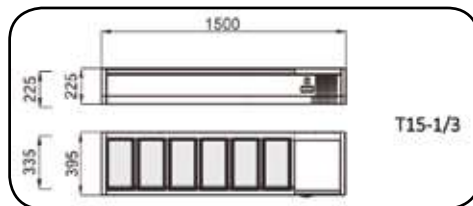
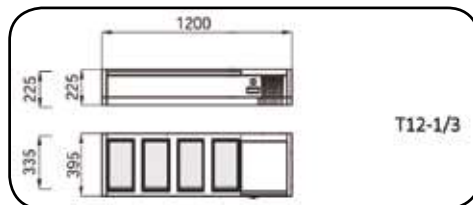


MODEL	CAPACITY	TEMPERATURE	TOP PANS	WIDTH	DEPTH	HEIGHT
EC-3PIZZA	368 Litres	+2°C to +8°C	6 x 1/4	1400	700	1455
GRNECGUIDE01			Gastronorm compatible guide set			
GNSHELF01			Gastronorm compatible shelf			



Standard Features

- Stainless steel interior & exterior
- Available with curved glass top or stainless steel lid
- Designed for 1/3 GN pans
- Digital temperature controller
- Manual defrost
- Digital temperature display



MODEL	LID STYLE	PAN CAPACITY	TEMPERATURE	WIDTH	DEPTH	HEIGHT
EC-T12G	Glass	4 x 1/3GN	+2°C to +8°C	1200	395	435
EC-T15G	Glass	6 x 1/3GN	+2°C to +8°C	1500	395	435
EC-T18G	Glass	8 x 1/3GN	+2°C to +8°C	1800	395	435
EC-T12S	Stainless	4 x 1/3GN	+2°C to +8°C	1200	395	435
EC-T15S	Stainless	6 x 1/3GN	+2°C to +8°C	1500	395	435
EC-T18S	Stainless	8 x 1/3GN	+2°C to +8°C	1800	395	435



STATIC COOLING

LOCKABLE LID

FULL SET OF BASKETS

FIVE YEAR WARRANTY

Standard Features

- Includes full set of baskets
- Aluminium interior
- LCD temperature display
- Counter balanced lid
- 60mm thick insulation
- Lockable lid
- Galvanised steel construction
- Optional fully welded stainless steel lid
- -18°C to -22°C temperature range
- Hydrocarbon refrigerant
- Energy efficient design



AR350SS



AR450SS



AR550SS



AR650W

R600a



HYDROCARBON
REFRIGERANT
COLDER BY NATURE

ARCTIC SERIES CHEST FREEZERS



5
YEAR
PARTS
&
LABOUR
WARRANTY

**5 YEAR FULL
ON SITE WARRANTY**

**INCLUDES FULL
SET OF BASKETS**



MODEL	LID	CAPACITY	BASKETS	WIDTH	DEPTH	HEIGHT
AR350SS	Stainless	350 Litres	3	1030	750	850
AR450SS	Stainless	450 Litres	3	1270	750	850
AR550SS	Stainless	550 Litres	4	1530	750	850
AR650SS	Stainless	650 Litres	4	1800	750	850



Standard Features

- High quality AISI304 18/10 stainless steel construction
- Rounded interior corners for easy cleaning
- Cataphoresis coated anti-corrosion evaporators to ensure high reliability
- Special fans suitable for low temperature operation
- High performance refrigeration units made in Italy
- R452a refrigerant
- Ergonomic controller for ease of use
- High density insulation for high efficiency
- Soft and hard cycles for both blast chilling and deep freezing
- Time or temperature deep freezing
- Core probe as standard
- Automatic or manual defrost
- Counter top, under counter or free standing models available
- 10 models across the range
- All models 1/1GN compatible
- MXT5 & upwards EN 60x40 compatible



MX3.10C 3 TRAYS COMPACT-SIZED

GN 1/1 - GN 2/3

Counter blast chiller - deep freezer
Suitable for small restaurants.
Small and highly professional

CAPACITY

3 GN 1/1 - 2/3
(+90°C/+3°C):10kg
(+90°C/-18°C):5kg



MX5.12C 5 TRAYS COMPACT-SIZED

GN 1/1 - GN 2/3

Counter blast chiller - deep freezer
Suitable for restaurants up to 50 covers
Super versatile

CAPACITY

5 GN 1/1 - 2/3
(+90°C/+3°C):12kg
(+90°C/-18°C):7kg



MX5.12ST 5 TRAYS UNDER COUNTER

GN 1/1 - GN 2/3

Under counter blast chiller - deep freezer
with frontal airflow, suitable for tight
spaces

CAPACITY

5 GN 1/1 - 2/3
(+90°C/+3°C):12kg
(+90°C/-18°C):7kg



MXT5.15 5 TRAYS ENTRY LEVEL

GN 1/1 - EN 60x40

Counter-height blast chiller - deep freezer
suitable for both restaurants and patisserie

CAPACITY

5 GN 1/1 - EN 60 x 40
(+90°C/+3°C):15kg
(+90°C/-18°C):9kg



MXT5.20 5 TRAYS COUNTER-HEIGHT

GN 1/1 - EN 60 x 40

Counter-height blast chiller - deep freezer
suitable for oven overlap. Recommended
for patisserie, restaurant and catering.

CAPACITY

5 GN 1/1 - EN 60 x 40
(+90°C/+3°C):20kg
(+90°C/-18°C):12kg



MXT5.30 5 TRAYS COUNTER-HEIGHT

GN 1/1 - EN 60 x 40

Counter-height blast chiller - deep freezer suitable for oven overlap. High performance version, recommended for food processing and ice cream manufacture.

CAPACITY

5 GN 1/1 - EN 60 x 40
(+90°C/+3°C):30kg
(+90°C/-18°C):18kg



MXT7.20 7 TRAYS WITH WORK TOP

GN 1/1 - EN 60 x 40

Blast chiller - deep freezer with load bearing work top, 1000mm height Recommended for patisserie, restaurant and catering.

CAPACITY

7 GN 1/1 - EN 60 x 40
(+90°C/+3°C):20kg
(+90°C/-18°C):12kg



MXT7.30 7 TRAYS WITH WORK TOP

GN 1/1 - EN 60 x 40

Blast chiller - deep freezer with load bearing work top, 1000mm height. High performance version, recommended for food processing and ice cream manufacture.

CAPACITY

7 GN 1/1 - EN 60 x 40
(+90°C/+3°C):30kg
(+90°C/-18°C):18kg



MXT10.35 10 TRAYS FULL SIZE

GN 1/1 - EN 60 x 40

Plug in blast chiller - deep freezer suitable for medium capacity production

CAPACITY

10 GN 1/1 - EN 60 x 40
(+90°C/+3°C):35kg
(+90°C/-18°C):20kg



MXT14.40 14 TRAYS HIGH CAPACITY

GN 1/1 - EN 60 x 40

High capacity blast chiller - deep freezer.

Large capacity suitable for medium-high production.

CAPACITY

14 GN 1/1 - EN 60 x 40
(+90°C/+3°C):40kg
(+90°C/-18°C):25kg

Prodis

MX SERIES BLAST CHILLERS



SINCOLD





Standard Features

- High quality AISI304 18/10 stainless steel construction
- Rounded interior corners for easy cleaning
- Cataphoresis coated anti-corrosion evaporators to ensure high reliability
- Special fans suitable for low temperature operation
- High performance refrigeration units made in Italy
- Ergonomic controller for ease of use
- High density insulation for high efficiency
- Soft and hard cycles for both blast chilling and deep freezing
- Time or temperature deep freezing
- Core probe as standard
- Automatic or manual defrost
- Counter top, under counter or free standing models available
- 10 models across the range
- All models 1/1GN compatible
- MXT5 & upwards EN 60x40 compatible

PERFORMANCE

- Easy & quick maintenance
- High quality AISI304 18/10 stainless steel
- Inner rounded angles, curved bottoms and water drain for easy cleaning

INSIDE

CATAPHORESIS COATED ANTI-CORROSION EVAPORATORS TO ENSURE HIGH RELIABILITY

SPECIAL FANS SUITABLE FOR LOW TEMPERATURE OPERATION



HIGH DENSITY INSULATION FOR HIGH EFFICIENCY

ERGONOMIC CONTROLLER FOR EASE OF USE

CONDENSING UNIT CAN BE ACCESSED WITHOUT TOOLS FOR EASY MAINTENANCE

HIGH PERFORMANCE REFRIGERATION UNITS MADE IN ITALY

With the new intuitive digital controller for easy control of the whole production, the MX blast chiller raises the professional standards of your team, maximises the performance and rationalizes time and management costs.

MANUAL AND/OR AUTOMATIC DEFROST START AND STOP



TIME OR TEMPERATURE BLAST CHILLING +3°C WITH CORE PROBE OR TIME CYCLE + AUTOMATIC CONSERVATION STAGE,

TIME OR TEMPERATURE DEEP FREEZING -18°C WITH CORE PROBE + AUTOMATIC

SOFT AND HARD CYCLES FOR BOTH BLAST CHILLING +3°C OR DEEP FREEZING -18°C



BAKERY



- Efficient and quick deep freezing -18°C
- Respects the organoleptic qualities of food and yeasts
- **HARD** function for both blast-chilling and deep-freezing for thick dough or biga starter



PATISSERIE



- End of cycle set point able to be customised
- Avoids the formation of humidity for high quality results
- Full respect of the most delicate food thanks to the **SOFT** function for both blast chilling +3°C and deep freezing -18°C

CATERING



- Automatic control on core probe insertion
- No weight and volume loss
- Reliability on performance stated
- Raw fish sanitisation cycle
- Ideal to cool down vacuum packed food

ICE-CREAM



- High performance for low temperature uses
- Rapid temperature descent from -20°C to -30°C within 10 minutes (ice cream models only)
- Pre-cooling cycle



Prodis

MX SERIES BLAST CHILLERS



SINCOLD

MODEL	+90°C TO 3°C	+90°C TO -18°C	POWER	WIDTH	DEPTH	HEIGHT
MX3.10C	10kg	5kg	13amp	655	715	510/530
MX5.12C	12kg	7kg	13amp	655	715	685/715
MX5.12ST	12kg	7kg	13amp	655	710	755/785
MXT5.15	15kg	9kg	13amp	798	700	835/865
MXT5.20	20kg	12kg	13amp	798	700	835/865
MXT5.30	30kg	18kg	13amp	798	700	835/865
MXT7.20	20kg	12kg	13amp	798	815	995/1025
MXT7.30	30kg	18kg	13amp	798	815	995/1025
MXT10.35	35kg	20kg	13amp	798	808	1500/1540
MXT14.40	40kg	25kg	3 phase	798	808	1810/1850

WAREWASHING



GLASS WASHERS
DISHWASHERS
HOOD DISHWASHERS
POT WASHERS
RACK CONVEYOR DISHWASHERS
ACCESSORIES

STAND OUT OR BLEND IN

Graphic Finish

Images and logos are prepared and inkjet printed onto an adhesive vinyl film.

The graphics are then reinforced with a durable plastic coating that can withstand temperatures of up to 90°C.

The end product is a hard wearing and attractive machine which can create a statement about your business or brand identity

Veneered Finish

Over 500 patterns available in 25 groups you can select a finish that will perfectly match your interior design to allow the machine to perfectly blend in to its surroundings.

Simulated decorative finishes can be supplied in wood, metal, leather, stone, metallic and a multitude of other finishes.

These simple but effective finishes allow you to install your machine in plain sight whilst keeping it in sympathy with your venue design.



EV-SERIES GLASS WASHERS

Standard Features

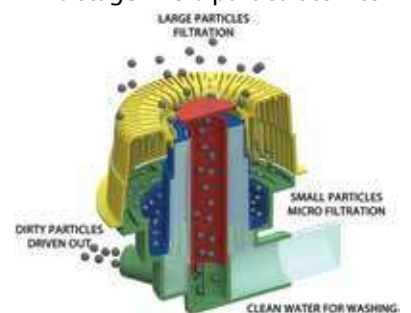
- Simple one touch operation
- Easy to understand intuitive control panel
- Waterproof flat LED control panel
- Bright LED display, suitable for use in even the darkest environments
- Two stage micro particulate primary pump filter
- Stainless steel construction
- 1,2,3,4 & 10 minute wash cycles
- Removable rack guides for easy cleaning
- Hygienic rounded wash tank
- Rinseaid & detergent injectors
- Drain pump as standard
- Robust lightweight composite wash arms
- Soft start wash pump
- Automatic clean down cycle
- Intelligent self diagnostic system
- Adjustable wash tank temperature (55°C default)
- Adjustable rinse tank temperature (82°C default)
- Optional 82°C rinse tank interlock

Options

- Secondary tank filters*
- External water softener
- Rinse boost pump
- Multifit stand



Two stage micro particulate filter



EV-SERIES GLASS WASHERS

EV A new range of glass washers by Prodis. Designed from the ground up to be user friendly, energy efficient, intelligent and hygienic.

The bright LED display can easily be read in low light situations allowing easy operation in pubs, clubs and bars.


User friendly, intuitive and informative. The large LED control panel features a bright colour coded display with easy to read illuminated buttons. This allows for easy operation and makes staff training effortless due to its simplicity.

Combining years of research and development the **EV-CLEAN** delivers the perfect result every time. The **EV** wash tank is designed without any obstruction to allow for effortless cleaning. Filters, rack guides and wash arms are ergonomically profiled to allow for easy access and removal. The innovative system automatically cleans the wash tank whenever the unit is switched off making sure your **EV** is ready for use the next day with minimal effort.

Our advanced **EV-FILTER** technology has been developed to keep both small and large dirt particles out of the wash system, delivering excellent results while keeping the components clean.

All **EV** machines are fitted with a soft start wash pump which gradually ramps up the power to prevent chipping and breaking of delicate glassware.

EV-LOGIC is our self diagnostic system which monitors the machines performance at all times and displays user friendly error codes which speed up troubleshooting greatly reducing the amount of downtime in the unlikely event of a breakdown.



MODEL	BASKET	DRAIN	SOFTENER	POWER	CLEARANCE	WIDTH	DEPTH	HEIGHT
EV35G	2 x 350mm	Gravity	No	2.5kw	220mm	430	485	660
EV35	2 x 350mm	Pumped	No	2.5kw	220mm	430	485	660
EV40G	2 x 400mm	Gravity	No	2.5kw	276mm	480	517	696
EV40	2 x 400mm	Pumped	No	2.5kw	276mm	480	517	696
EV40S	2 x 400mm	Pumped	Yes	2.5kw	276mm	480	517	696
EV50G	2 x 500mm	Gravity	No	6.6kw	355mm	575	600	805
EV50	2 x 500mm	Pumped	No	6.6kw	355mm	575	600	805
EV50S	2 x 500mm	Pumped	Yes	6.6kw	355mm	575	600	805



Standard Features

- Stainless steel construction
- Double skinned door
- Adjustable thermostats
- 2 minute wash cycle (E35, E40)
- 2/4 minute wash cycle (E80X)
- 13 amp operation (E35, E40)
- 30 amp operation (E80X)
- Timed rinse aid pump
- Timed detergent pump
- Wash and rinse tank elements
- Compact elegant design
- Pressed, hygienic door handle
- Adjustable feet
- Stainless steel wash pump filter
- Secondary tank filters (E40P, E80X)

Optional Features

- External water softener
- Rinse boost pump
- Multifit stand
- Vinyl wrapping (see page 106-107)

Prodis

E-SERIES GLASS WASHERS



MODEL	BASKET	DRAIN	POWER	CLEARANCE	WIDTH	DEPTH	HEIGHT
E35	2 x 350mm	Gravity	2.85kw	220mm	400	470	615
E40	2 x 400mm	Gravity	2.85kw	255mm	450	520	695
E40P	2 x 400mm	Pumped	2.85kw	255mm	450	520	695
E80X	2 x 500mm	Gravity	6.5kw	330mm	550	600	835
E80XP	2 x 500mm	Pumped	6.5kw	330mm	550	600	835

JET-SERIES GLASS WASHERS

Standard Features

- Stainless steel construction
- Double skinned door
- Ergonomic full width door handle
- 2 minute wash cycle
- 13 amp for easy installation
- Timed rinse aid pump
- Timed detergent pump (Exc. JET35E)
- Wash and rinse tank elements
- 60°C fixed wash tank thermostat
- 80°C fixed rinse tank thermostat
- Compact design
- Simple operation
- Adjustable feet
- Stainless steel wash pump filter

Optional Features

- External water softener
- Rinse boost pump
- Multifit stand
- Double check valve
- Vinyl wrapping (see page 112-113)



Prodis

JET-SERIES GLASS WASHERS

**BEST
SELLER**



Stainless steel wash tank



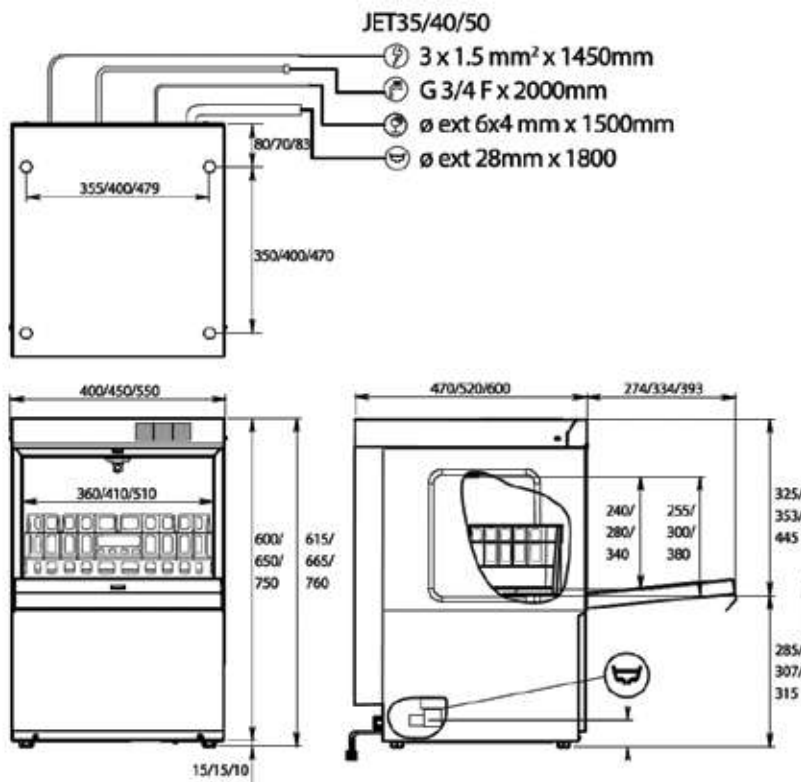
Extra large loading height



Ergonomic full width door handle




Clean design



MODEL	BASKET	DRAIN	POWER	CLEARANCE	WIDTH	DEPTH	HEIGHT
JET35E	1 x 350mm	Gravity	2.8kw	230mm	400	470	615
JET35	1 x 350mm	Gravity	2.8kw	230mm	400	470	615
JET35P	1 x 350mm	Pumped	2.8kw	230mm	400	470	615
JET40	1 x 400mm	Gravity	2.8kw	265mm	450	520	665
JET40P	1 x 400mm	Pumped	2.8kw	265mm	450	520	665
JET50	1 x 500mm	Gravity	2.8kw	345mm	550	600	760
JET50P	1 x 500mm	Pumped	2.8kw	345mm	550	600	760

JET-SERIES DISHWASHERS



Standard Features

- Stainless steel construction
- Double skinned door
- 4 minute wash cycle
- 13 amp for easy installation
- Timed rinse aid pump
- Timed detergent pump
- Supplied with 2 x baskets
- Wash and rinse tank elements
- 60°C fixed wash tank thermostat
- 80°C fixed rinse tank thermostat
- Compact design
- Simple operation
- Adjustable feet
- Stainless steel wash pump filter
- Secondary tank filters

Optional Features

- External water softener
- Rinse boost pump



MODEL	BASKET	DRAIN	POWER	CLEARANCE	WIDTH	DEPTH	HEIGHT
JET50D	2 x 500mm	Gravity	2.8kw	345mm	550	600	760
JET50DP	2 x 500mm	Pumped	2.8kw	345mm	550	600	760



2
YEAR
PARTS
ONLY
WARRANTY

Standard Features

- Simple one touch operation
- 500mm basket size (2 supplied)
- Easy to understand intuitive control panel
- Waterproof flat LED control panel
- Bright LED display, suitable for use in even the darkest environments
- Two stage micro particulate primary pump filter
- Stainless steel construction
- 1,2,3,4 & 10 minute wash cycles
- Removable rack guides for easy cleaning
- Hygienic rounded wash tank
- Rinseaid & detergent injectors
- Drain pump as standard
- Robust lightweight composite wash arms
- Soft start wash pump
- Type 'A' air gap
- Internal rinse boost pump
- Automatic clean down cycle
- Intelligent self diagnostic system
- Adjustable wash tank temperature (55°C default)
- Adjustable rinse tank temperature (82°C default)
- Optional 82°C rinse tank interlock

Options

- Secondary tank filters
- External water softener
- Multifit stand



MODEL	DRAIN	BREAK TANK	SOFTENER	POWER	WIDTH	DEPTH	HEIGHT
EV50G	Gravity	No	No	6.6kW	575	600	805
EV50	Pumped	No	No	6.6kW	575	600	805
EV50S	Pumped	No	Yes	6.6kW	575	600	805
EV80	Pumped	Yes	No	4.6kW	575	600	805

T SERIES HOOD DISHWASHERS

Standard Features

- Soft touch electronic controls for simple operation
- Auto start as standard
- 470w wash pump
- 15 litre wash tank
- 90" & 120" wash cycles
- Automatic timed peristaltic detergent and rinseaid pumps
- Constructed entirely from stainless steel
- Deep drawn one piece wash tank for easy cleaning
- Secondary wash tank filters
- Primary wash pump filter
- Rotating parallel upper and lower wash arms
- Supplied with 1 x dish basket, 1 x glass basket, 1 x cutlery basket
- Single phase operation



Intuitive simple to use soft touch electronic control panels fitted to all machines as standard.



One piece deep drawn wash tanks as standard allow for quick and easy clean down at the end of day by removing dirt traps.



Large loading heights across the range make the T Series as versatile as it is reliable.

MODEL	BREAK TANK	POWER SUPPLY		CLEARANCE	WIDTH	DEPTH	HEIGHT
T1115	No	230/50/1	5.6kw	430mm	634	818	2010
T1115BT	Yes	230/50/1	5.6kw	430mm	634	818	2010
OPTIONS							
PRTDP	Drain pump						
PRTIWS	Built In Water Softener (requires air break tank)*						
PRTDSH	Double Skinned Hood*						
T80202	700mm exit table right (for alternative sizes see page 124)						
T80205	1200mm entry table left with sink (for alternative sizes see page 124)						

T SERIES HOOD DISHWASHERS



Standard Features

- Soft touch electronic controls for simple operation
- Auto start as standard
- 700w wash pump
- 20 litre wash tank capacity
- 60", 120", 180" & continuous wash cycles
- Automatic timed peristaltic detergent and rinseaid pumps
- Constructed entirely from stainless steel
- Deep drawn one piece wash tank for easy cleaning
- Secondary wash tank filters
- Primary wash pump filter
- Rotating parallel upper and lower wash arms
- Supplied with 1 x dish basket, 1 x glass basket, 1 x cutlery basket
- Single or three phase operation



Intuitive simple to use electronic control



Deep drawn rounded wash tank



Stainless steel wash and rinse arms



Secondary wash tank filters



Patented parallel wash group assembly



Ergonomic durable one piece handle



MODEL	BREAK TANK	POWER SUPPLY		CLEARANCE	WIDTH	DEPTH	HEIGHT
T1215 -3NT	No	400/50/3	8.7kw	430mm	634	818	2010
T1215BT-3NT	Yes	400/50/3	8.7kw	430mm	634	818	2010
T1215	No	230/50/1	6kw	430mm	634	818	2010
T1215BT	Yes	230/50/1	6kw	430mm	634	818	2010
OPTIONS							
PRTDP	Drain pump						
PRTIWS	Built In Water Softener (requires air break tank)*						
PRTDSH	Double Skinned Hood*						
T80202	700mm exit table right (for alternative sizes see page 124)						
T80205	1200mm entry table left with sink (for alternative sizes see page 124)						

T SERIES HOOD DISHWASHERS

Standard Features

- Large 600 x 500 gastronorm compatible basket size
- Soft touch electronic controls for simple operation
- Auto start as standard
- 1500w wash pump
- 30 litre wash tank
- 60", 120", 180" & continuous wash cycles
- Automatic timed peristaltic detergent and rinseaid pumps
- Constructed entirely from stainless steel
- Deep drawn one piece wash tank for easy cleaning
- Secondary wash tank filters
- Primary wash pump filter
- Hinged basket support
- Rotating parallel upper and lower wash arms
- Supplied with 1 x dish basket, 1 x glass basket, 1 x cutlery basket
- Three phase operation



Hinged basket support allows for quicker and easier access to the wash tank for cleaning.



One piece deep drawn wash tanks as standard allow for quick and easy clean down at the end of day by removing dirt traps.



Large loading heights across the range make the T Series as versatile as it is reliable.



Optional entry sinks and exit tables can be specified to create an efficient wash area.



MODEL	BREAK TANK	POWER SUPPLY	CLEARANCE	WIDTH	DEPTH	HEIGHT
T1515	No	400/50/3	9.5kw	465mm	700	2080
T1515BT	Yes	400/50/3	9.5kw	465mm	700	2080
OPTIONS						
PRTDP	Drain pump					
PRTIWS	Built In Water Softener (requires air break tank)*					
PRTDSH	Double Skinned Hood*					
T80202	700mm exit table right (for alternative sizes see page 124)					
T80205	1200mm entry table left with sink (for alternative sizes see page 124)					

**NEW
PRODUCT**



Standard Features

- Energy efficient heat recovery module
- Large 600 x 500 gastronorm compatible basket size
- Soft touch electronic controls for simple operation
- 60", 120", 180" & continuous wash cycles
- Automatic timed peristaltic detergent and rinseaid pumps
- Constructed entirely from stainless steel
- Deep drawn one piece wash tank for easy cleaning
- Secondary wash tank filters
- Primary wash pump filter
- Rotating parallel upper and lower wash arms
- Supplied with 1 x dish basket, 1 x glass basket, 1 x cutlery basket
- Three phase operation

Reduce energy and create a more pleasant working environment with optional steam condensing / heat recovery units.



One piece deep drawn wash tanks as standard allow for quick and easy clean down at the end of day by removing dirt traps.



**2
YEAR
PARTS
ONLY
WARRANTY**

SPECIAL ORDER

MODEL	BREAK TANK	POWER SUPPLY		CLEARANCE	WIDTH	DEPTH	HEIGHT
T1215BTHR	Yes	400/50/3	8.7kw	430mm	634	818	2229
T1515BTHR	Yes	400/50/3	9.5kw	465mm	700	835	2264
OPTIONS							
PRTDP	Drain pump						
PRTIWS	Built In Water Softener (requires air break tank)*						
PRTDSH	Double Skinned Hood*						
T80202	700mm exit table right (for alternative sizes see page 124)						
T80205	1200mm entry table left with sink (for alternative sizes see page 124)						

S SERIES POT WASHERS

S100 Features

- Stainless steel construction
- Double skinned for energy efficiency and quiet operation
- Powerful twin wash pumps
- Large internal clearance
- Stainless steel wash tank filters
- 1,2,3 & 4 minute wash cycles
- Timed rinse aid pump
- Powerful 6kw rinse element
- 2 x 1.5kw wash tank elements
- Simple operation
- Includes 3 x baskets

S200 Features

- Stainless steel construction
- Double skinned for energy efficiency and quiet operation
- Cycle end buzzer to alert user when wash cycle is complete
- Easy to use intelligent electronic controls
- Easy to open split door system
- Large 850mm internal clearance
- Stainless steel wash tank filters
- Four wash cycles 2-12 minutes
- Timed rinseaid and detergent pumps
- Self cleaning cycle at end of use
- 700 x 700mm rack
- Integrated rinse boost pump
- Three phase operation



2
YEAR
PARTS
ONLY
WARRANTY

SPECIAL ORDER



S100



S100




S200



S200

MODEL	BASKET	DRAIN	POWER	CLEARANCE	WIDTH	DEPTH	HEIGHT
S100	550mm	Gravity	7.13kw	500mm	650	845	1640
S200	700mm	Gravity	11kw	850mm	850	850	2250

S SERIES POT WASHERS



Standard Features

- Stainless steel construction
- Easy to open split door system
- Stainless steel wash tank filters
- Double skinned for energy efficiency and quiet operation
- Cycle end buzzer to alert user when wash cycle is complete
- Easy to use intelligent electronic controls
- Large 850mm internal clearance
- Four wash cycles 2 - 12 minutes
- Timed rinse and detergent pumps
- Self cleaning cycle at end of use
- Energy saving half load function
- 700 x 1320mm rack
- Integrated rinse boost pump
- Three phase operation

2
YEAR

**PARTS
ONLY**

WARRANTY

SPECIAL ORDER



MODEL	BASKET	DRAIN	POWER	CLEARANCE	WIDTH	DEPTH	HEIGHT
S350	700 x 1320	Gravity	15.5kw	850mm	1470	850	1960

CT120 RACK CONVEYOR

The CT120 is an ultra compact rack conveyor dishwasher capable of washing up to 120 racks per hour.

A double skinned construction guarantees a quieter operation and cooler working environment saving energy.

The CT120 is equipped with a timer which automatically shuts down the machine when not in use, reducing running costs.

The wash pump is self draining meaning no water is left in the machine after use and the wash tank is completely rounded making cleaning at the end of the day extremely easy.

Full width doors allow for easy and safe access to the machine and the simple and clear electronic controls make operating the CT120 easy for the user.

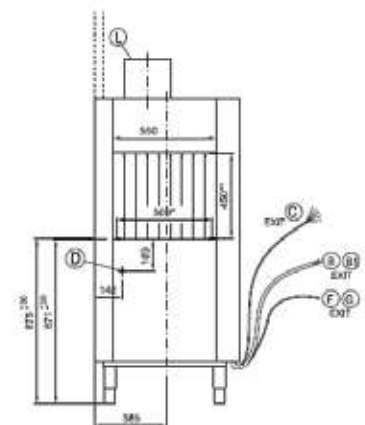
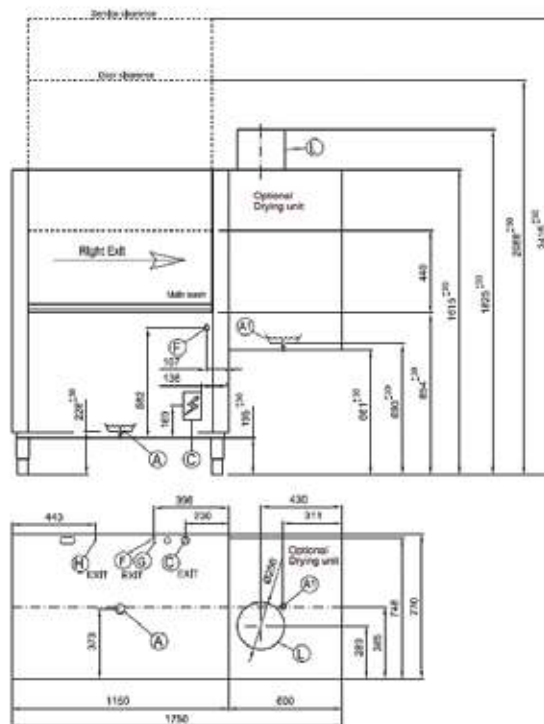
The direction of the conveyor system is reversible so the CT120 can be easily installed in any kitchen.

A built in electric drying module and heat recovery unit are available as options.




2
YEAR
PARTS
ONLY
WARRANTY

SPECIAL ORDER



* USEFUL WIDTH FOR BASKET
** USEFUL HEIGHT FOR BASKET

CT120 RACK CONVEYOR




CT120 with optional entry and exit tables

Standard Features

- Up to 120 racks per hour*
- Up to 2160 plates per hour*
- Stainless steel double skinned construction
- Stainless steel tank filters
- Two selectable speeds
- Reversible on site
- Tank autotimer
- Rinse tank thermostop
- 10.5kW rinse tank element
- 10.5kW wash tank element
- Powerful 1.5kW (750 l/min) wash pump
- 70 litre wash tank capacity
- 17 litre rinse boiler capacity
- Low water consumption (1.3 litres per cycle)
- Three phase operation
- 500 x 500 basket size

Optional Features

- Cold fill operation (29.7kW)
- Cold fill operation with heat recovery (25.2kW)
- Inlet and outlet tables
- Drying module



MODEL	BASKET	DRAIN	POWER	CLEARANCE	WIDTH	DEPTH	HEIGHT
CT120	500mm	Gravity	23.5kW	450mm	1150	770	1615/2088
CTTA			6kw Inline Drying Module				
CTRC			Heat Recovery Unit				

*theoretical capacity with hot water fill and continuous operation



CT200 RACK CONVEYOR



The CT200 rack conveyor dishwasher with integrated prewash capable of washing up to 200 racks per hour.

A double skinned construction guarantees a quieter operation and cooler working environment saving energy.

The CT200 is equipped with a timer which automatically shuts down the machine when not in use, reducing running costs.

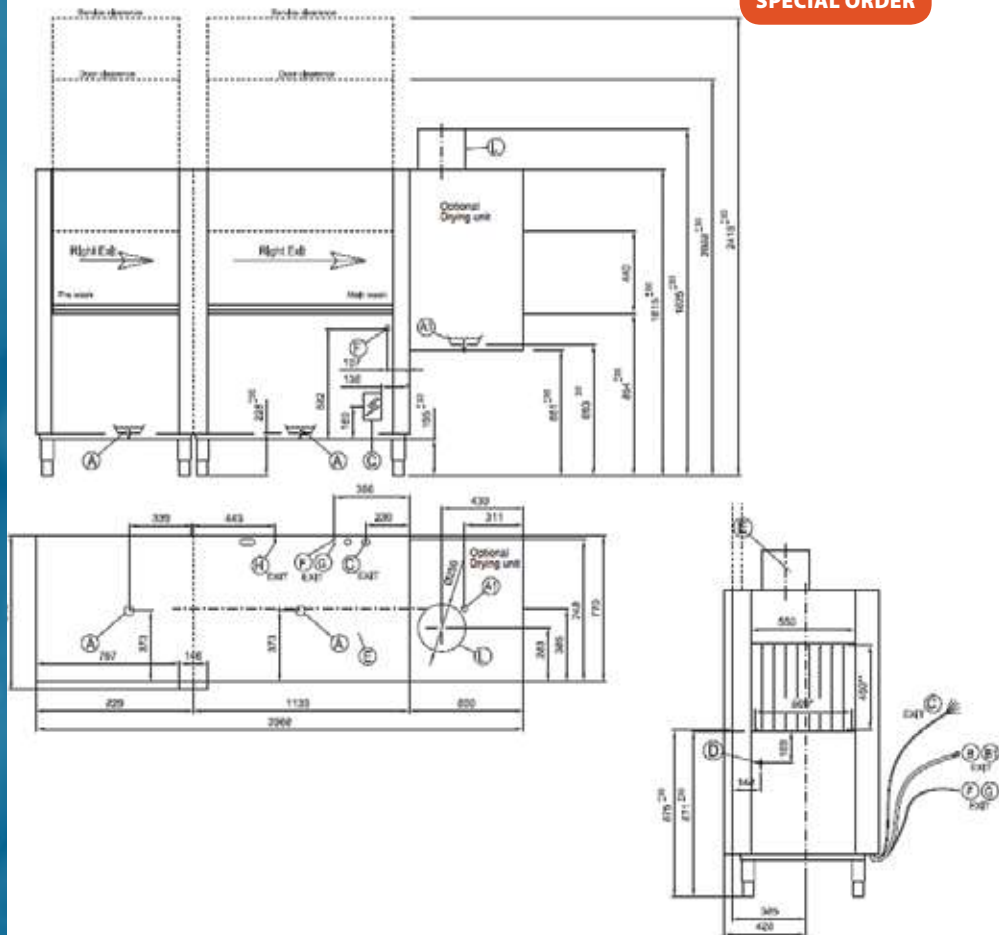
The wash pump is self draining meaning no water is left in the machine after use and the wash tank is completely rounded making cleaning at the end of the day extremely easy.

Full width doors allow for easy and safe access to the machine and the simple and clear electronic controls make operating the CT200 easy for the user.

A built in electric drying module and heat recovery unit are available as options.

2
YEAR
PARTS
ONLY
WARRANTY

SPECIAL ORDER



* USEFUL WIDTH FOR BASKET
** USEFUL HEIGHT FOR BASKET



CT200 RACK CONVEYOR



CT200 with optional entry and exit tables

Standard Features

- Up to 200 racks per hour*
- Up to 3600 plates per hour*
- Stainless steel double skinned construction
- Stainless steel tank filters
- Two selectable speeds
- Reversible on site
- Tank autotimer
- Rinse tank thermostop
- 16kW rinse tank element
- 10.5kW wash tank element
- Twin 1.5kW (750 l/min) wash pumps
- 70 litre pre wash tank capacity
- 70 litre wash tank capacity
- 17 litre rinse boiler capacity
- Low water consumption (1.3 litres per cycle)
- Three phase operation
- 500 x 500 basket size



Optional Features


- Cold fill operation (42.2kW)
- Cold fill operation with heat recovery (34.2kW)
- Inlet and outlet tables
- Drying module

MODEL	BASKET	DRAIN	POWER	CLEARANCE	WIDTH	DEPTH	HEIGHT
CT200	500mm	Gravity	30.2kW	450mm	1970	770	1615/2088
CTTA			6kw Inline Drying Module				
CTRC			Heat Recovery Unit				

*theoretical capacity with hot water fill & continuous operation

ENTRY / EXIT TABLES - T SERIES

MODEL	DESCRIPTION	WIDTH	DEPTH	HEIGHT
T80202	700mm Exit Table	700	615	850
T80202L	1200mm Exit Table	1200	615	850
T80200	700mm Exit Table (Right) With Splashback	700	720	850
T80201	700mm Exit Table (Left) With Splashback	700	720	850
T80204	1200mm Exit Table (Right) With Splashback	1200	720	850
T80203	1200mm Exit Table (Left) With Splashback	1200	720	850
T80206L	700mm Entry Table (Right) With Sink & Splashback	700	720	850
T80205L	700mm Entry Table (Left) With Sink & Splashback	700	720	850
T80206	1200mm Entry Table (Right) With Sink & Splashback	1200	720	850
T80205	1200mm Entry Table (Left) With Sink & Splashback	1200	720	850
T80208	1200mm Entry Table (Right) With Sink, Scrape Hole & Splashback	1200	720	850
T80207	1200mm Entry Table (Left) With Sink, Scrape Hole & Splashback	1200	720	850



T80202

T80201

T80206

T80207

BASKETS

MODEL	DESCRIPTION	WIDTH	DEPTH
CPP3501	350mm Glass Rack	350	350
CPP4001	400mm Glass Rack	400	400
CPP5001	500mm Glass Rack	500	500
CPP5002	500mm Dish Rack	500	500
30740	Insert Saucer Rack		
30750	Insert Cutlery Holder		



30750



WS08



30740



CPP4001

INSTALLATION ACCESSORIES AND WATER TREATMENT

MODEL	DESCRIPTION
PRMFS	Multifit Stand Glasswashers Dishwashers Icemakers
RPB	External Rinse Boost Pump
WS08	8 Litre Manual Water Softener
WS12	12 Litre Manual Water Softener
WS16	16 Litre Manual Water Softener
4H	Everpure 4H Icemaker Water Filter
i2000	Everpure i2000 Icemaker Water Filter
QL3B	Everpure Head Unit For 4H / i2000

A series of horizontal dotted lines for writing notes.

Terms and Conditions

These conditions alone shall govern and be incorporated in every contract for the sale of goods or on behalf of Project Distribution Ltd ("the company") with any customer ("the customer")

All contracts of sale made by or on behalf of the company are subject to these conditions, unless they are excluded or varied by express written agreement between the company and the customer. In particular, the company accepts the customer's order for goods from the company shall be conclusive evidence before any court or arbitrator that these conditions apply to the sale of such goods.

1. Formation of Contract

No binding contract shall be deemed to have been effected until confirmed in writing by the Company by an acknowledgement of order or otherwise; quotations, price lists and other publications of the company shall not constitute offers.

2. Applications of Conditions

Contracts are accepted only upon and subject to the following Conditions of Sale. Unless expressly accepted in writing, any terms or conditions contained in any written or printed document of the Purchaser, inconsistent with or in any way qualifying these conditions, shall not apply.

3. Price Variation

Prices charged and discounts given will be those current at date of delivery.

4. Price and Payment

1) Selling prices are subject to alteration without prior notice and the company reserves the right to invoice at the prices ruling at the date of dispatch of the goods to take account of any increase in the cost to the company which is due to any factor beyond the company's control (including without limitation any foreign exchange fluctuations, currency regulations, alteration of duties, significant increases in the cost of labour material or other costs of manufacture), any change in delivery dates, quantities or specifications for the goods which is requested by the customer or any delay caused by instructions of the customer or failure of the customer to give the company adequate information or instructions notwithstanding the fact that some other price may have been quoted to the customer.

2) All prices quoted to the customer are based on the full quantities specified by the customer and the company reserves the right to revise prices in the event of any quantities being reduced for whatever cause.

3) Terms of payment are strictly net, if not otherwise agreed separately in writing or marked on the front of the invoice

4) If the price of goods is not paid in full to the company within that period, then (without prejudice to any of the company's other rights and remedies in respect of such breach).

1) The company shall be entitled to recover the price of the goods from the customer by action even though property of the goods has not yet passed to the customer in accordance with the provisions of paragraph 9 below;

2) All other sums owing or incurred by the customer to the company but not already due for payment shall thereupon become due and immediately payable in full;

3) The customer shall pay interest on all sums due unpaid at the rate of 3% above Lloyds TSB base rate from time of purchase until payment is received by the company.

5. Warranty

For a Period of one year from delivery or as stated otherwise, the Company will replace components thereof found to be defective in the reasonable opinion of the Company through faulty workmanship of materials. All labour cost involved in effecting such replacements or repairs shall be borne by the Purchaser. (Optional labour warranties are usually available at the point of purchase). The Purchaser shall give the Company immediate written notice of any claim that the goods are not of stated quality in order to enable the Company to investigate the complaint before the goods are returned to the Company. Any warranties or conditions, statutory or otherwise, as to quality or fitness for any purpose except where specifically stated are excluded and except as provided for in these conditions, the Company shall accept no claim for consequential loss, damage, injury or other liability. Defects in quality or dimension in any delivery shall not be a ground for cancellation of the remainder of the contract by the Purchaser.

Where a parts and labour warranty is applicable it covers the attention and replacement of parts due to mechanical breakdown. Incorrect operation, negligence, cleaning, programming, adjustments, and issues affected by a third party are not covered. In such cases a charge will be made. Where a parts only warranty is applicable, a charge will be made for the labour content. 'Dead on Arrival' cases should be advised within 24 hours of delivery. Under no circumstances are we liable for consequential loss. Each request for service will be assessed at the point of the request whether to send out a service contractor or whether to replace the unit. In the case of replacement, a service exchange or B grade product subject to the unit's age may replace it. We will attempt to attend or resolve service requests within seven days. Some items within are sold with manufacturer's warranty and are subject to the terms and conditions of the manufacturer. Where items carry a back to base warranty, postage for warranty returns is payable by the customer.

6. Specifications

All descriptive specifications, literature, drawings, etc, submitted with the Company's quotations are approximate only, as is the descriptive literature contained in any catalogue of the Company, price list and other advertising matter.

7. Copyright

All drawings and specifications prepared by the Company shall remain the property of the Company and any drawings arising shall belong to the Company.

8. Delivery

Any time for delivery quoted by the Company will run from receipt by the Company of a written order from the Purchaser, together with receipt of all relevant information. The Company will endeavour to dispatch goods on any date quoted but will accept no liability for failure to do so. Delivery will be made anywhere in the U.K. as specified in the contract. Where a period is agreed for delivery and such period is not extended by agreement between the parties or under the provisions of conditions 11 hereof, the Purchaser shall take delivery within that period. Failure to do so shall render the Purchaser liable for any costs incurred by the Company as a result of such failure. It is the customer's responsibility to ensure that goods can be delivered successfully; i.e. door access, lifting. All damages and shortages must be signed as damaged or short, and reported at the point of delivery, as claims are invalid after 24 hours. Deliveries signed for as received in good condition or unchecked will be the customer's responsibility. Once they have been signed for in this manner, any claims for damage or shortages will be rejected. (We will attempt to resolve any damages issues, but after 24 hours there will be no possibility of pursuing a warranty claim). Our returns policy is that unused items can be returned in the original packaging subject to a 25% restocking charge and collection costs. All products are sold on a supply only basis. Installation, commissioning and positioning may be available as an extra cost option.

9. Title

1) Notwithstanding delivery and the passing of risk, property in the goods shall remain in the company until the company receives payment in full by or on behalf of the customer of all sums (whether in respect of the goods or otherwise howsoever) due owing or incurred at the time such payment is received from the customer or by the company at which time (and not earlier) property in the goods shall pass to the customer.

2) Until property in the goods passes to the customer, the customer shall be the bailee of the goods for the company and shall store the goods securely, safely, separately from the customer's own goods or those of any other person and in a manner which makes them readily identifiable as the goods of the company. The company's consent to the customer possession of the goods and any right the customer may have to possession of the goods shall cease at whichever is the earliest of the following events:

1) If any sum (whether in respect of the goods or otherwise howsoever) is not paid to the company by or on behalf of the customer on or before the date when it is due;

2) If the customer, not being a company, applies for an interim order or proposes a voluntary arrangement with the customer's creditors under part VIII of the insolvency act 1986 or does or fails to do anything which would entitle a petition for a bankruptcy order to be presented.

3) If the customer, being a company, does or fails to do anything which would entitle any person to appoint a receiver of the whole or any part of the customer's assets or which would entitle any person to present a petition for an administration order or the winding up of the customer

4) The company may for the purpose of inspecting or recovering its goods enter upon any premises where they are stored or where the company reasonably believes them to be stored

5) While the customer is in possession of the goods with the company's consent (but not otherwise), the customer may re-sell the goods provided that such sales is in the ordinary course of the customer's business and is at the price not less than the price paid or payable by the customer to the company for the goods

10. Claims for damages in transit or shortage of delivery

No claim under the above heading will be accepted unless notice is given in writing both to the Carrier and the Company at point of delivery, followed by a detailed claim not more than ten days from receipt. If goods are accepted from a Carrier without checking and signed as received in good condition, no claim whatsoever can be accepted by the Company.

11. Claim for loss of goods

No claim under the above heading will be accepted by the Company unless notice is given in writing both to the Carrier and to the Company and a detailed claim is submitted by the Purchaser not more than fourteen days after the date of consignment.

12. Suspension of deliveries

Deliveries may be wholly or partially suspended and the time of such suspension added to the time of contract in the event of a stoppage, delay or interruption of work in the establishment of either the Company, the Purchaser or a supply manufacturer during the delivery period as a result of strikes, lockouts, trade disputes, plant breakdown, accident or any cause whatsoever beyond the control of the Company or the Purchaser respectively. During such a period of total or partial suspension of delivery the Purchaser may give to the Company written notice of his wish to purchase elsewhere at his own cost and risk, such quantities of the contract goods as may be necessary to cover his current requirements and the Company will consider whether it may give permission for this to be done. Irrespective of whether the Purchaser makes any such arrangements as aforesaid or not, the Company shall not be under any liability arising out of the Company's failure to deliver.

WEEE

Our listed prices are based on you, the dealer, opting out of WEEE. If you wish to opt in to WEEE additional charges apply. Where Project is considered to be the distributor, a charge will be levied at the amount dictated by the producer.

If an end user requests for an end of life product to be collected, the end user should contact the appropriate producer or the producer's scheme agent. Where we are considered to be the producer, the end user should contact B2B on 01691 676124 or action@b2bcompliance.org.uk.

Through B2B, Project will be responsible for the recycling of any product you have purchased from Project before April 2007 as long as you are replacing with a new and similar product you are purchasing from Project, or any product that has come to the end of its useful life where Project is considered to be the producer and has been purchased from Project after July 2007 and it carries the wheelie bin logo. NB collections will be conducted at a separate from the delivery time.

Terms

Technical Information & Specification

Every effort has been made by ourselves and the manufacturers to verify technical data and display up to date images and descriptions. However, the manufacturers and ourselves reserve the right to change specifications, models and designs without prior notification. Therefore we cannot be held responsible for any such changes, errors and omissions.

Delivery, Damages and Shortages

Delivery is to kerbside only and does not include positioning and unpacking.

Delivery is to mainland UK only. Delivery to islands, highlands and remote areas are subject to a delivery surcharge.

Damages and shortages must be reported within 24 hours of delivery, failure to report any shortage or damage within this time frame will result in any claim being rejected.

Returns

For a period of 7 days from date of delivery Project Distribution Ltd will accept returns of merchandise and consider refunds or replacements according to the following conditions

Items are unused, unopened and in their original packing, it is the customers responsibility to return all items at their own expense.

Items must be returned with a valid RMA number clearly attached to the packaging.

A refund will be processed less a 25% restocking charge on returned items.

Returns will not be accepted on special order or bespoke items.

Warranty

Warranty applies to mechanical breakdowns only. Door seals, glass, cosmetic trims, lights, bulbs and consumable items are exempt. Warranty does not cover installation, commissioning, or adjustments, all equipment must be installed and commissioned by a qualified engineer in accordance with all local bylaws.

Where an extended parts and labour warranty is offered (over and above 12 months) the equipment must be maintained and serviced in accordance with the manufacturers instructions, failure to maintain the equipment in accordance with the manufacturers instructions will render the warranty void.

Warranty only applies to the original purchaser/user to whom delivered and is not transferable.

Our warranty will be null and void if

Service work is undertaken by an unqualified or unauthorised person

Our authorised service representatives are denied the right to inspect equipment

Equipment is not paid for within the terms and conditions of supply

All prices are subject to VAT at current rate. E&OE



DELIVERY OPTION SURCHARGES*	
CODE	DESCRIPTION
-	Standard Delivery
UNPACK	2 Man Delivery - Position and Unpack (Delivery to ground floor, clear access, per unit)
DISPOSAL1*	Uplift and Disposal of cabinet up to 900mm wide
DISPOSAL2*	Uplift and Disposal of cabinet over 900mm wide
DELBON*	Overnight Delivery
DELBONAM*	AM Delivery (in addition to other charges)
DELBONPM*	PM Delivery (in addition to other charges)
DELBON10AM*	Pre 10AM Delivery (in addition to other charges)
DELBSAT	Saturday AM Delivery

* Subject to postcode availability, additional charges will apply to offshore locations and some Scottish postcodes.

Surcharged postcode list

AB, BT, DD, FK8+, G63, G83-G84, IM, IV, HS, KA27+, KW, PA20+, PH, PO30+, ZE

Delivery options are available on items stocked by ourselves and do not apply to units shipped directly from the manufacturer.

Project Distribution Ltd
Unit 1 Sun Street
Stoke on Trent
Staffordshire
ST1 4JW

Tel: 01782 280289
www.prodis.co.uk
sales@prodis.co.uk

Prodis

Project Distribution Ltd
Unit 1 Sun Street
Stoke on Trent
Staffordshire
ST1 4JW

Tel: 01782 280289

www.prodis.co.uk
sales@prodis.co.uk

